



P4 MTL Curriculum Briefing 2025



P4 Level Key Department Programmes



Key MTL Programmes at P4

Applied Learning Programme


(Confident Communicators)

Public Speaking /
Individual Presentation



Objectives of the P4 MTL ALP Programme

- Equip students with basic public speaking skills, such as voice projection, pace of delivery and how to engage an audience
- Build confidence in using MTL to present a topic / issue, making links with the real world
- Raise students' confidence to use the mother tongue language to communicate their ideas and thoughts
- Experience joy in the learning of MTL



Official (Open) / Non-sensitive



P4 MTL Fortnight Programme

- Students participates in cultural programme such as learning about cultural art forms, doing craft work, quiz and traditional games
- The programme provide opportunities for students to learn and appreciate their culture



Engaging students in the learning of Mother Tongue



Using technology for engaged learning and collaboration among peers

第6组给出的反馈(feedback):



你们哪里做得好:

有很多对话，标点符号也正确。



你还可以进步: |

你们应该写插队的同学的行为和动作。

16:52 | vle.learning.moe.edu.sg/mv/assignment/view/7bd7a086-2ee6-41f7-8a50-a8a467fa8f... | SLS 四年级 第四课 写作小练笔——连接词 JYPS... / Interaction Board

You're in the Interaction Board.

自我评估 (Self-assessment Checklist)

Poll

1. 写了第2和第3段后，请看看以下的自我评估表，看看自己做到了那几点？

Read Less

Item	Percentage
i. 我写出了康康和小安的行为。	~35%
ii. 我写出了插队的同学的行为。	~30%
iii. 我写出了学长的行为。	~45%
iv. 我在第2段写出了多过一个连接词语。	~35%
v. 我在第3段写出了多过一个连接词语。	~25%
vi. 我写出了完整的句子。	~40%
vii. 我检查了有没有写错别字。	~45%
viii. 我能清楚地把事情经过写出来。	~35%

- i. 我写出了康康和小安的行为。
- ii. 我写出了插队的同学的行为。
- iii. 我写出了学长的行为。
- iv. 我在第2段写出了多过一个连接词语。
- v. 我在第3段写出了多过一个连接词语。
- vi. 我写出了完整的句子。
- vii. 我检查了有没有写错别字。
- viii. 我能清楚地把事情经过写出来。

Need Help?


Official (Open) / Non-sensitive



Using technology to build self-directed learners




KOSA KATA	NAMA MURID
Cikgu Hamdi dan murid-murid membuat projek Sains. mereka sangat gembira.	Azalea
Cikgu Hamdi menampak murid-muridnya	Syafawati
Mereka sedang membuat projek kumpulan Gurmit. Ana dan budi membuat projek Hari Bumi bersama-sama	Mukromin
Pada hari Rabu	Nurin
Mereka bekerjasama di dalam kumpulan.	Rya
Waktu pagi	Shaura
mereka sedang buat project mereka mereka sedang membuat Sains	Firas Rizqi
Mereka membuat poster sains sedang membuat Sains	Sameer Shahrudin
Mereka membuat project poster itu	Mirza



KOSA KATA	NAMA MURID
Gurmit tertumpah air di paster.	Azalea
Gurmit terpanjang kerana gelas jatuh	Syafawati
Gurmit tertumpah air di majar	Asyikin
Tiba-tiba air tertumpah ke kertas mereka.	Mukromin
Gurmit tertumpah gelas air	Nurin
Gurmit tertumpah air Gurmit tertumpahkan air yang di dalam cawan itu.	Rya Shaura
Gurmit melanggar gelasnya yang berisikan air lalu air tertumpah gurmit tertumpah air	Firas Rizqi
Tangan Gurmit terkena gelas itu dan sekaran lukisan mereka sudah comot	Sameer
Gurmit tertumpahkan gelas air	Shahrudin
air itu tertumpa	Mirza



KOSA KATA	NAMA MURID
Budi dan Ana menolong Gurmit untuk mengelap cat di poster.	Azalea
Budi dan Ana menolong Gurmit mengelap air di poster	Syafawati
Gurmit tidak sengaja	Asyikin
Mereka mengelap air yang tertumpah itu.	Mukromin
Kawan-kawan Gurmit tidak marah kerana mereka berkawan baik	Nurin
Budi dan Ana tidak marah Gurmit Ana dan Budi menolong Gurmit mengelap air yang di rumpah oleh Gurmit. mereka bekerjasama untuk menolong Gurmit untuk mengelap mejanya	Rya Shaura
gurmit berasa salah	Firas Rizqi
Zaid dan Ana mengelap meja dengan tisu	Sameer
ca kumpulan Gurmit menolong until lapkan air itu	Shahrudin Mirza



KOSA KATA	NAMA MURID
Gurmit. Budi dan Ana membuat pembentangan projek Sains mereka.	Azalea
Mereka berbesar hati kerana dapat selesai projek Sains ini	Syafawati
Mereka pembentangan projek Sains di hadapan kelas mereka	Asyikin
Mereka membuat pembentangan projek Sains Selepas mengelap air yang tertumpah itu mereka membuat pembentangan projek Sains mereka	Mukromin Nurin
Cikgu Hamdi berasa bangga dengan kumpulan Gurmit	Rya
Mereka buat pembentangan mereka bekerjasama untuk menghabiskan projek mereka	Shaura Firas
mereka tunjuk poster hari bumi	Rizqi
Ana Zaid dan Gurmit tidak putus asa dan pembentangan poster mereka	Sameer
Ana. Budi dan Gurmit tidak berputus asa	Shahrudin
mereka tidak berputus asa	Mirza



Primary 4 MTL Learning Resources



MOE Learning Platforms

School Learning Space (SLS)

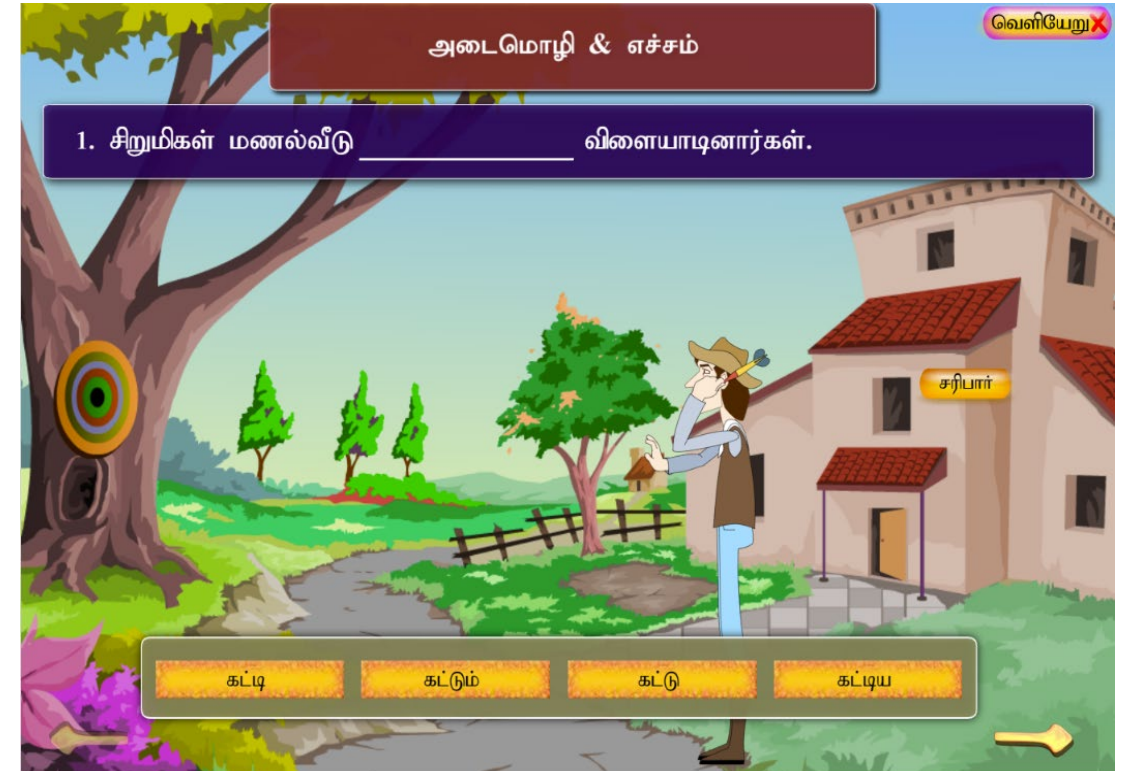
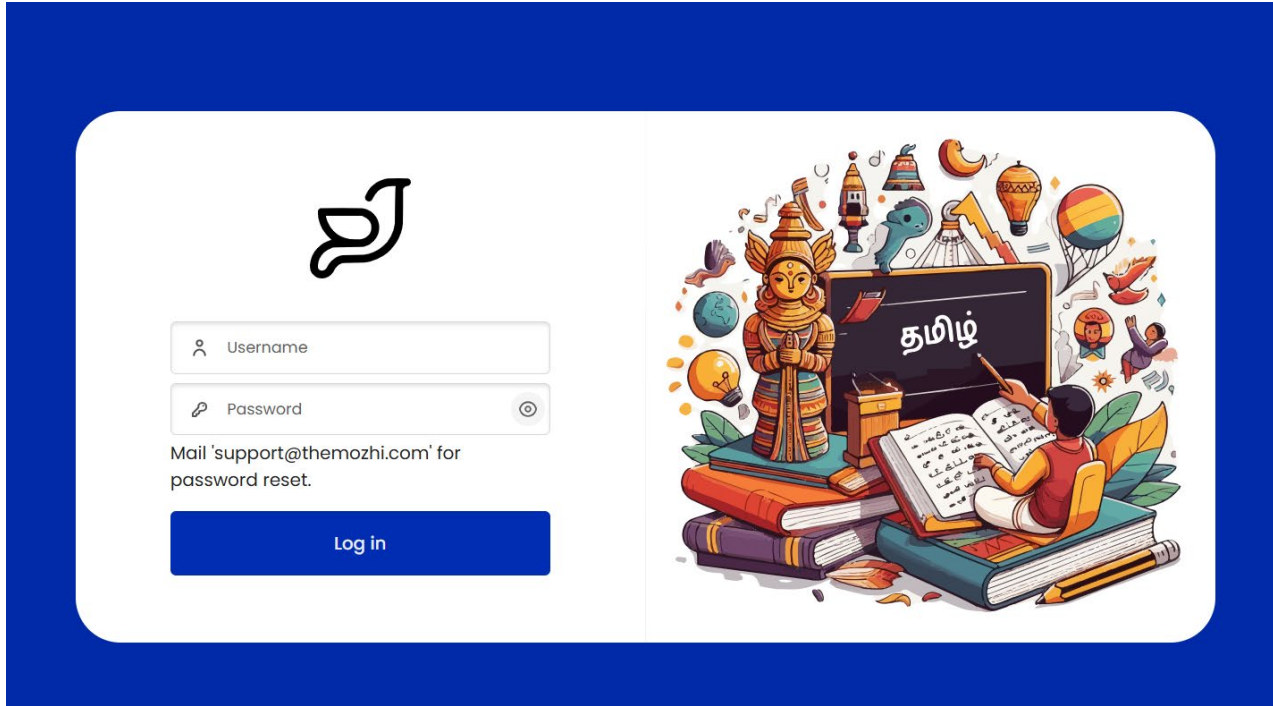
<https://vle.learning.moe.edu.sg/login>

The screenshot shows the login interface for the Singapore Student Learning Space. On the left, the text 'SINGAPORE STUDENT LEARNING SPACE' is displayed in a large, spaced-out font, with 'SINGAPORE' in grey, 'STUDENT' in grey, 'LEARNING' in red and blue, and 'SPACE' in grey. On the right, there is a grey login panel. At the top of the panel is a red box with the word 'SINGAPORE' in white. Below this, the text 'STUDENT LEARNING SPACE' is written in large, bold, black letters, followed by the tagline 'LEARN ANYTIME, ANYWHERE, AT ANY PACE' in smaller black letters. There are two input fields: 'Username' and 'Password', each with a white input box and a grey label. Below the input fields are two links: 'FORGOT PASSWORD' in blue text and a blue 'LOGIN' button. At the bottom of the page, there is a footer with links for 'Technical Support', 'Login Troubleshooting', 'Terms of Use', and 'Privacy Statement', and a copyright notice: 'Copyright © 2019 Ministry of Education, Singapore. All rights reserved.'

Official (Open) / Non-sensitive



Learning Resources at P4 Tamil Language e-Portal (Pazhahu Tamil)



Official (Open) / Non-sensitive



Learning Resources (Tamil)

'Suti Mayil' -Tamil Magazine Subscriptions/

'Manavar Murasu' – Weekly Tamil Newspaper supplement for students



Official (Open) / Non-sensitive



Learning packages prepared by teachers

Sekolah Rendah Junyuan
Primari 4
Pakej Lisan 2022

Nama : _____

Kelas: _____

Guru: _____

MARKAH ____ / 45

Sekolah Rendah Junyuan
RAMPAIAN BAHASA
2022
Darjah 4
KERTAS
LATIHAN
1

NAMA : _____
KELAS : _____
GURU BM : _____
TARIKH : _____
TANDATANGAN WARIS : _____

Sekolah Rendah Junyuan
PAKEJ KARANGAN 2022
Darjah 4
SEMESTER 1

NAMA : _____
KELAS : _____
GURU BM : _____
TANDATANGAN WARIS : _____

MARKAH ____ / ____

Sekolah Rendah Junyuan
PAKEJ PERIBAHASA
2024
Darjah 4
1

NAMA : _____ ()
KELAS : _____
TARIKH : _____
TANDATANGAN WARIS : _____

MARKAH ____ / ____

Sekolah Rendah Junyuan
KEFAHAMAN MENDENGAR
2024
Darjah 4
Kertas
Latihan
1

NAMA : _____ ()
KELAS : _____
TARIKH : _____
TANDATANGAN WARIS : _____



Learning packages prepared by teachers



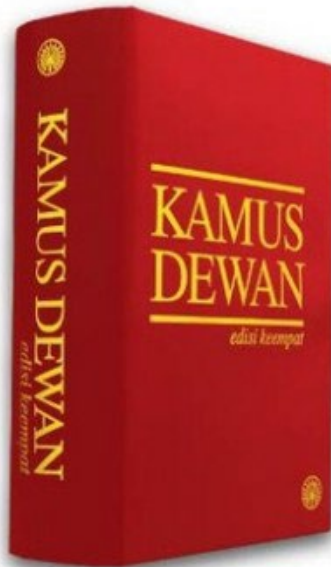
Official (Open) / Non-sensitive



Learning Resources at P4

Kamus Dewan Dictionary

Kamus Pro App



Official (Open) / Non-sensitive



Learning Resources at P4

知识网 (eZhishi)

CL e-Magazines & digital resources

www.ezhishi.com



Official (Open) / Non-sensitive



Learning Resources at P4

! ezhishi.net/contents/2021new/

数码辅助教学 / 居家学习资源 ICT TEACHING & HOME-BASED LEARNING RESOURCES



易·华文 动画周刊
eChinese Syllabus-Align E-Magazine




知识·悦读 电子周刊
Zhishi.Funland Reading E-Magazine



电子作业与网上练习
eAssignment & eExercise



口试资源与互动训练



分级阅读电子书



经典故事动漫系列

CL Digital Resources <http://www.ezhishi.com>

Official (Open) / Non-sensitive



P4 MTL

Key Approaches & Strategies



Speaking (Oracy) Skills		
CL Department	ML Department	TL Department
<ul style="list-style-type: none">• Oral feedback forms• SLS audio recording• Ezhishi electronic oral Interactive Resources	<ul style="list-style-type: none">• Oral feedback forms• SLS audio recording	<ul style="list-style-type: none">• Be a news reporter• Oral Feedback Forms• SLS audio recording



Reading & Comprehension Skills		
CL Department	ML Department	TL Department
<ul style="list-style-type: none">• Class library• Subscription of CL e-Magazines• CUB (Circle, Underline, Bracket) for Comprehension• Reading Comprehension Checklist	<ul style="list-style-type: none">• Structured reading period• Bulk borrowing / Class library• Comprehension package	<ul style="list-style-type: none">• Bulk Borrowing• Subscription of Suti Mayil magazine• CUB (Circle, Underline, Bracket) for Comprehension



Writing / Written Interaction Skills		
CL Department	ML Department	TL Department
<ul style="list-style-type: none">• Composition Feedback Forms & Rubrics• P4 SLS Writing package – FAST strategy	<ul style="list-style-type: none">• Composition package for P3-P6• Feedback Form & Rubrics	<ul style="list-style-type: none">• Composition Feedback Forms• Semestral student-teacher writing feedback conferencing• Language Editing• Elaboration of content• Writing using good phrases (List of good phrases)



P4 MTL Assessment Components



P4 Mother Tongue Languages

Weighted Assessment (WA1 & WA2)		
Components		Marks
1	Paper 2 – Language & Comprehension	30



P4 Mother Tongue Languages

End of Year Examinations		
Components		Marks
1	Paper 1 – Picture Composition Writing	15
2	Listening Comprehension (MCQ)	10
3	Oral	30
4	Paper 2 – Language & Comprehension	45
Total		100



Mother Tongue Languages

P4 End of Year Examinations - Oral		
Components		Marks
1	Passage Reading	10
2	Picture Description	10
3	Conversation	10
Total		30



P4 Chinese Language

Paper 1 – 写作				
	考查项目	考查方式	题数	分数
1	看图作文	按照图意写作	1	15
Total			1	15



P4 Chinese Language

Listening Comprehension – 听力				
	考查项目	考查方式	题数	分数
1	听话选图	听录音后，回答多项选择式的问题	3	3
2	听话对话回应		1	1
3	听力理解		6	6
Total			10	10



P4 Chinese Language

Paper 2 – 语文理解与运用				
	考查项目	考查方式	题数	分数
1	辨字测验	多项选择	2	4
2	词语选择	多项选择	4	8
3	词语搭配	填充 (提供选项)	4	8
4	短文填空	多项选择	4	8
5	阅读理解	多项选择	2	4
		书面互动	1	4
6	理解问答	自由作答	5	9
Total			22	45

Official (Open) / Non-sensitive



P4 Malay Language

Paper 1				
	Section	Format	Number of Questions	Marks
1	Karangan – Gambar Bersiri	Open-ended	1	15
Total			1	15



P4 Malay Language

Listening Comprehension				
	Section	Format	Number of Questions	Marks
1	Pemadanan Gambar	MCQ	4	4
2	Kefahaman Mendengar Berdasarkan Teks	MCQ	6	6
Total			10	10

Official (Open) / Non-sensitive



P4 Malay Language

Paper 2 – Language & Comprehension				
	Section	Format	Number of Questions	Marks
1	Imbuhan	MCQ	5	10
2	Peribahasa	FIB	4	8
3	Melengkapkan Teks	FIB	5	10
4	Kefahaman 1	MCQ	4	8
5	Kefahaman 2	OE	5	9
Total				45

Official (Open) / Non-sensitive



P4 Tamil Language

Paper 1 - தாள் 1				
	Section	Format	Number of Questions	Marks
1	படக் கட்டுரை	4 படங்களைக் கொண்ட படத்தொடர். (60 சொற்களுக்குக் குறையாமல் எழுதவேண்டும்)	1	15
Total			1	15



P4 Tamil Language

Listening Comprehension - கேட்டல் கருத்தறிதல்				
	Section	Format	Number of Questions	Marks
1	படத்தைத் தெரிவு செய்தல்	தெரிவுவிடை (பட்குறி இடுதல்)	4	4
2	எளிய கதை / நிகழ்ச்சி	தெரிவுவிடை	6	6
Total			10	10



P4 Tamil Language

Paper 2 – தாள் 2 (மொழிப்பயன்பாடும் கருத்தறிதலும்)				
	Section	Format	Number of Questions	Marks
1	மூவிடப் பெயரும் வினையும்	நிரப்புதல்	5	10
2	செய்யுள்/பழமொழி	தெரிவுவிடை	4	8
3	முன்னுணர்வுக் கருத்தறிதல்	நிரப்புதல்	4	8
4	தெரிவுவிடை கருத்தறிதல் (எழுத்துவழிக் கருத்துப் பரிமாற்றம்)	தெரிவுவிடை சுயவிடை	3 1	6 4
6	சுயவிடைக் கருத்தறிதல்	சுயவிடை	5	9
Total			22	45



P4 Subject-based Banding (Higher Mother Tongue)

- All P5 and P6 HMT students will have an additional 1 hour lesson after school on Tuesdays.
- Curriculum emphasizes on reading comprehension skills and writing skills (written language expressions).
- P5 and P6 HMT is an examinable subject.



Supporting your child in MTL Learning



Cultivate the love of reading MTL books, e.g. visit the library or borrow e-books



Encourage them to take small steps in learning MTL, e.g. read signs, listen to music



Do fun activities in MTL together, e.g. watch a film or performance



Provide a conducive environment for learning MTL, e.g. access to MTL music and books



[This Photo](#) by Unknown Author is licensed under [CC BY](#)