



P2 Curriculum Briefing

20 January 2025

2.30 p.m. – 4.15 p.m.



Mission

**Nurturing Every Child in a
Vibrant and Caring
Environment where
Talents Blossom**

Vision

**Future-Ready Learners,
Leaders of Character**





JYPS IP Curriculum Framework



JUNYUAN PRIMARY SCHOOL

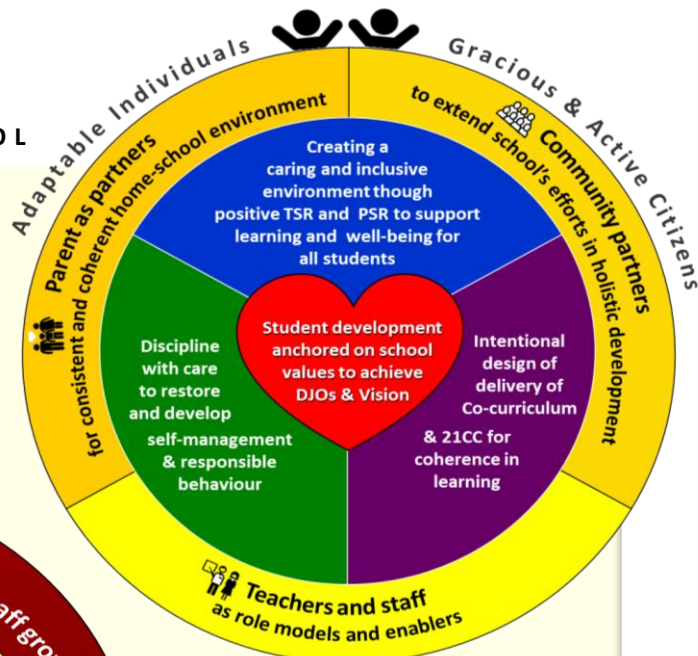
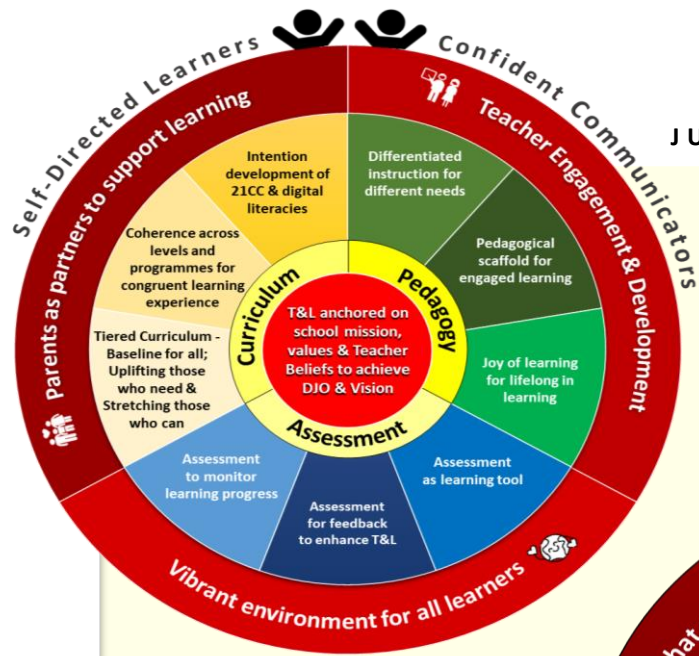
Vision

Future-Ready Learners
Leaders of Character

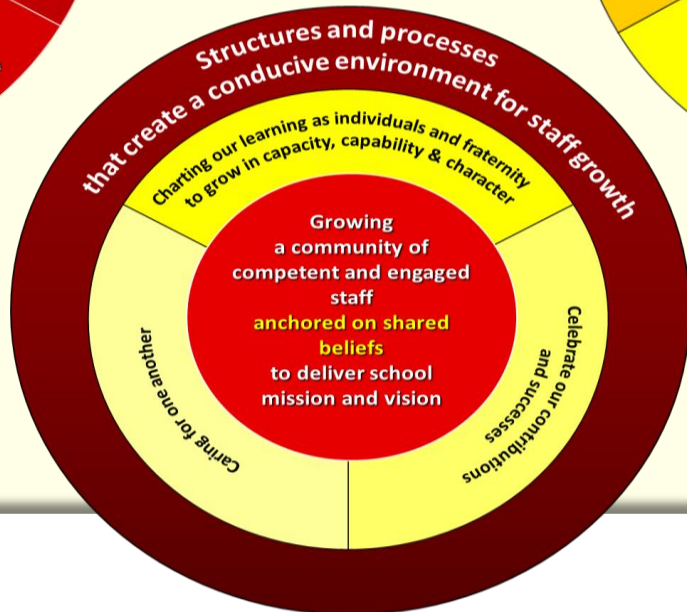
Mission

Nurturing Every Child in a
Vibrant and Caring Environment
where Talents Blossom

JYPS SDT Framework



Desired Junyuan Outcomes (DJOs)
Self-Directed Learners
Confident Communicators
Adaptable Individuals
Gracious & Active Citizens



School Values (R³ ICH)

- Respect
- Responsibility
- Resilience
- Integrity
- Care
- Harmony

JYPS PD Framework





Values

- Respect
- Responsibility
- Resilience
- Integrity
- Care
- Harmony

R3ICH





Instilling the Joy of Learning

At the Lower Primary:

- Focusing on active and experiential learning experience
- Building strong foundation for holistic education
- Managing stress on academic achievements



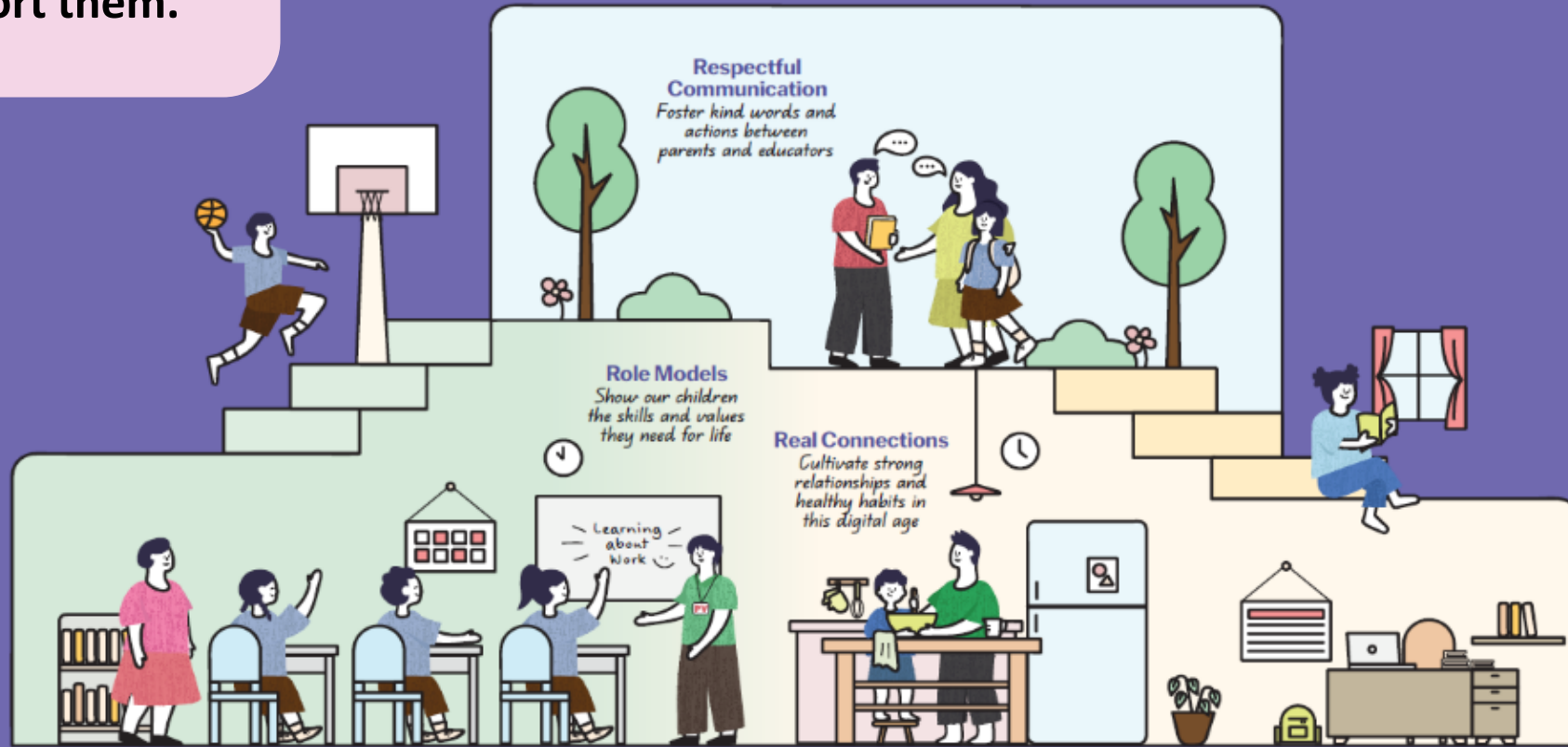


School-Home Partnership

Our children do best when schools and parents work hand in hand to support them.

Guidelines for School-Home Partnership

Raising a Happy, Confident, and Kind Generation Together



A joint effort in 2024 by the Ministry of Education and COMPASS



Respectful Communication

**Foster kind words and actions
between schools and educators**



Listen to and understand each other's perspectives and concerns regarding each child



Communicate kindly using official channels. Teachers are not required to share their personal mobile numbers



Respect each other's time by communicating during working hours

We seek your understanding that teachers will respond to your emails and phone calls between 7.30 am to 5.30 pm on Mon to Fri





Official Channels of Communication

Communications with parents:

- JYPS Bulletin for Parents (School Website)
- Parents Gateway (MOE App)
- Student Diary
- Parent-Teacher Meeting / Briefing
- Class DOJO
- Emails (school/teachers)
 - Generic email address: junyuan_ps@moe.edu.sg
- Phone calls (parents can call GO to leave a message for the teachers)
 - General Office: 67831495
- SMS from school (sent to primary Point of Contact)



We seek your understanding that teachers will respond to your emails and phone calls between 7.30 am to 5.30 pm on Mon to Fri



Role Models

Show our children the skills and values they need for life



Model good values in words and actions



Find joy in everyday experiences with our children



Instill confidence by encouraging responsibility and believing in our children's abilities



Check out this video on MOE YouTube for tips on how parents can support the social-emotional learning of their children.



Real Connections

Cultivate strong relationships and healthy habits in this digital age

Establish good habits for our children to stay confident and in control of their technology use



Provide a balanced mix of engaging online and offline activities, at school and at home

Build strong bonds through shared experiences and meaningful conversations

Building Relationships Page 20

Helping Your Child Build Healthy Relationships

Healthy relationships and supportive networks contribute to your child's overall well-being, and allow them to experience a sense of community and belonging.

Things You Can Do

- Expose your child to a range of social situations.**
 - For younger children, create opportunities for them to interact with other children of similar ages (e.g. attend school camps).
 - For older children, encourage them to make friends with peers who have similar interests.
- Encourage your child to strengthen existing relationships.**
 - Foster healthy relationships with supportive extended family members.
 - Encourage your child to stay in touch with their friends and trusted adults (e.g. meet up with former classmates, visit former teachers on Teachers' Day).

Things You Can Say

1 **Talk to your child about the qualities that make a good friend (e.g. empathy, being respectful), and how to exhibit these qualities.**

When you see your friend struggling, put yourself in their shoes. How would you want a friend to support you?

2 **Older children are often figuring out the balance between being themselves and fitting in with others. Stay connected with your child and let them know that they can talk to you if they feel pressured to act in ways that they are uncomfortable with.**

If you ever feel pressured to do something or be someone you are not in order to fit in, please know that you can come to me to share your thoughts and struggles. We will work through that together.

3 **Listen to your child's problems and ask probing questions to help them find ways to resolve their friendship issues.**

How has this affected you or your friend?

What are your expectations of a good friend?

How can you make things better?

© 2019 Government of Singapore. All rights reserved. This work is licensed under a Creative Commons Attribution-NonCommercial-ShareAlike 4.0 International License. For more information, please visit <https://creativecommons.org/licenses/by-nc-sa/4.0/>.

You've Got This!

Navigating the Digital Age Page 54

Helping Your Child Thrive in the Online Space

It is important to help your child understand that not everyone holds the same point of view as them. To help them navigate these differing viewpoints, you can guide them to express their opinions confidently online while respecting others' opinions. This will help them contribute to a healthy online community.

Things You Can Do

1 **Encourage your child to keep an open mind and provide opportunities for them to exercise empathy and respect.**

When your child is responding to another person online, encourage them to exercise empathy and respect. If you notice that your child is engaging in negative behaviours (e.g. sending unkind messages), correct them and help them to understand why their actions are wrong.

Why do you think they said that?

If you were in their shoes, would you agree with their opinion?

Consider the issue from another perspective by practicing **S.U.R.E.** (Source, Understand, Research, and Evaluate).

2 **Posts with negative comments may upset your child, even if they are not directed towards them. Encourage your child to share their thoughts and feelings about these comments with you or a trusted adult.**

How do these comments make you feel?

It's okay to feel upset. It's also okay not to respond to these comments. Shall we turn off the comments and notifications and do something else for now?

3 **Consider the issue from another perspective by practicing T.H.I.N.K. (Toughful, Helpful, Inspiring, Necessary, and Kind).**

Is your message respectful and empathetic?

© 2019 Government of Singapore. All rights reserved. This work is licensed under a Creative Commons Attribution-NonCommercial-ShareAlike 4.0 International License. For more information, please visit <https://creativecommons.org/licenses/by-nc-sa/4.0/>.

You've Got This!



Check Parenting for Wellness Toolbox for conversation starters to facilitate meaningful conversations, and practical strategies on parenting in a digital age.



Thank You