



Primary 2

Mother Tongue Language

Key Programmes



Applied Learning Programme – Confident Communicators

Focus: Oracy &
Communication Skills

Show & Tell (CL)
Reader's Theatre (ML)
Speech & Drama (TL)

Official (Open) / Non-sensitive




Objectives of the P2 MTL ALP Programme

- Equip students with skills such as voice projection, tone characterization and dramatization to narrate a short story / rhyme / verses
- Find joy in learning MTL
- Build confidence to use MTL to express oneself
- Build curiosity and nurture imagination



Mother Tongue Cultural Programme



- Students participates in cultural programme such as learning about cultural art forms
- The programme provide opportunities for students to learn and appreciate their culture



P2 MTL Cultural Programme

- Students participates in cultural programme such as learning about cultural art forms – Traditional Chinese Art Forms, Songket & Batik Appreciation
- The programme provide opportunities for students to learn and appreciate their culture



Primary 2

Mother Tongue Language

Learning Resources



MOE Learning Platforms

School Learning Space (SLS)

<https://vle.learning.moe.edu.sg/login>


The screenshot shows the login interface for the Singapore Student Learning Space. On the left, the text 'SINGAPORE STUDENT LEARNING SPACE' is displayed in a large, spaced-out font, with 'A' in yellow, 'P' in red, 'L' in red, and 'E' in blue. On the right, there is a login form with a grey background. At the top of the form is a red box with the word 'SINGAPORE' in white. Below that, the text 'STUDENT LEARNING SPACE' is written in large, bold, black letters, followed by the tagline 'LEARN ANYTIME, ANYWHERE, AT ANY PACE' in smaller black letters. The form contains two input fields: 'Username' and 'Password', each with a label above it. Below the input fields are two buttons: a blue 'FORGOT PASSWORD' button and a blue 'LOGIN' button. At the bottom of the page, there is a footer with links for 'Technical Support', 'Login Troubleshooting', 'Terms of Use', and 'Privacy Statement', and a copyright notice: 'Copyright © 2019 Ministry of Education, Singapore. All rights reserved.'

Official (Open) / Non-sensitive



Learning Resources at P2

CL Story Telling App - Moo-O Plus



Official (Open) / Non-sensitive



eZhishi Learning Portal & Magazines



知识网
eZhishi Since 2001

For School Users

Your Best Teaching & Learning Companion

中学版
Secondary

海外版
Overseas



数码教学资源
ICT Teaching Resources

学生刊物
Student Magazines

校本项目
School Projects

知识之星
eZhishi Reward

关于知识网
About eZhishi

教学资源
Edule Resources

订阅
Subscribe



User Login 用户登录



Login ID



Password

登录 Login



Get Password
忘记密码



Login Help
登录说明



Free Trial
免费试用



Home Subscribe
家庭用户订阅

Official (Open) / Non-sensitive



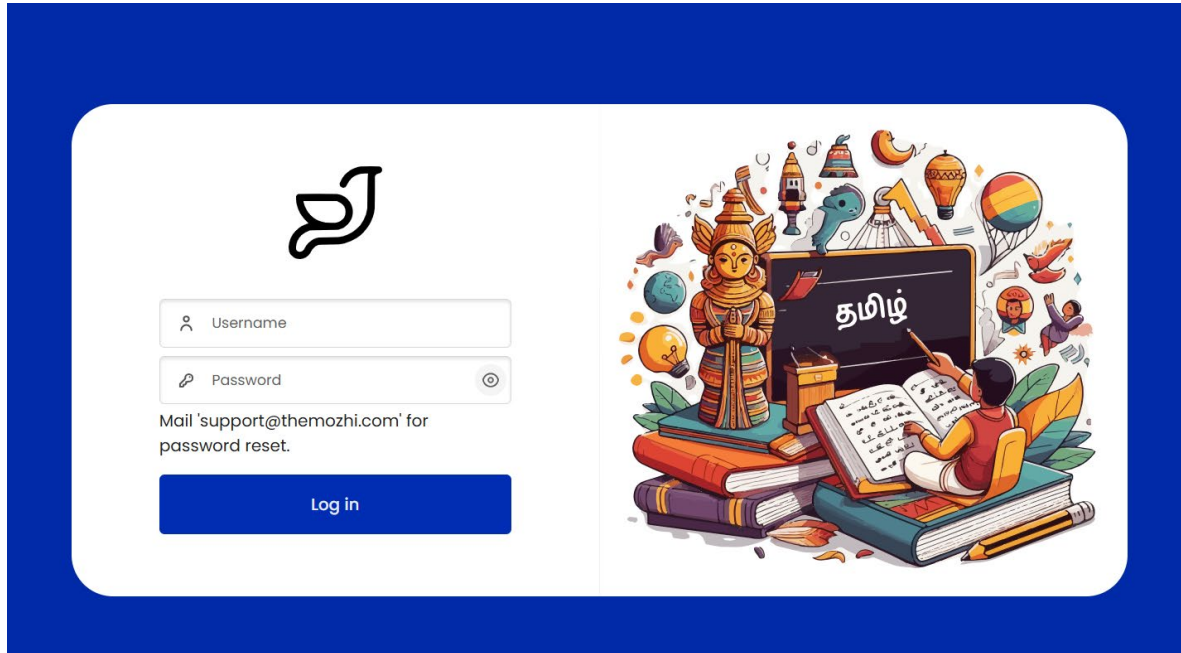
Learning Resources at P2



Official (Open) / Non-sensitive



Tamil Language e-Portal (Pazhahu Tamil)





Primary 2

Mother Tongue Language

Learning Outcomes



Learning Outcomes (LOs)

- To reflect students' learning progress in the Holistic Development Profile (HDP)
- From 2019, schools use subject specific LOs and qualitative descriptors to report P1 and P2 students' learning progress for all subjects
- Progression descriptors are given for each learning outcome identified for the semester

Progression Descriptors			
4	3	2	1
Beginning	Developing	Competent	Exceeding

Official (Open) / Non-sensitive



Learning Outcomes for P2 MTL

Skills	Learning Outcomes
Listening	Listen attentively to short, simple spoken content related to daily life, identify the main idea and some details.
Speaking and spoken interaction	Speak with correct pronunciation using vocabulary and sentence structures from Primary 2 texts.
	Participate in short conversations related to daily life with some guidance
Reading	Recognize characters taught in Primary 2.
	Read aloud Primary 2 texts with accuracy and fluency.
	Understand Primary 2 texts and are able to identify some details with guidance.
Writing	Write short sentence(s) about daily life with some guidance.

Official (Open) / Non-sensitive



* Tips for Parents *

What roles do parents play in developing their child's MTL reading habits and skills?

As parents, you play an integral role in your child's development of reading habits and skills. When your child adopts a positive attitude towards reading and has shown interest in picking up a MTL book to read, giving affirmation will help him/her to develop a greater sense of motivation in MTL reading.

You can provide a supportive environment for your child to read by playing three roles-the motivator, the role-model and the facilitator.



1. The Motivator

- When your child encounters difficulty in reading MTL books, you can encourage him to persevere and look for help in overcoming the difficulties.
- Help your child to derive pleasure from reading.





2. The Role-Model

- Be a MTL reader yourself, this will motivate them to learn from you.
- Read MTL books together with your child to promote parent-child relationship through conversations and exchange of thoughts.





3. The Facilitator

- Leverage on the wide range of resources to support your child in reading.
- Encourage your child to participate in community programmes. These will enable them to discover a broader selection of reading materials beyond the curriculum.





1. Create an environment conducive for learning

Set up a comfortable library space at home. Letting your child have easy access to books will drive motivation to read.

2. Cultivate good reading habits

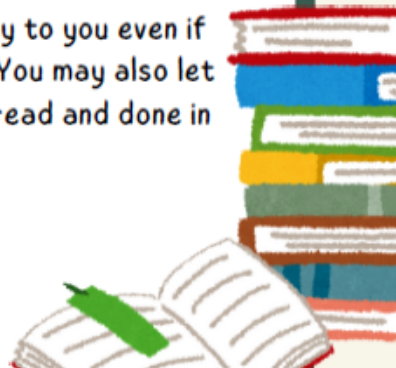
Set a routine reading time with your child and read story books or electronic books with him. Bring your child to the library or the bookshop at least once a week.

3. Choose reading materials wisely

Select age-appropriate books that are based on your child's interests. You could start with picture books and simple rhyming books.

4. Be your child's audience

Encourage your child to read the story to you even if you are unfamiliar with the language. You may also let them share with you what they have read and done in school.



5. Be well equipped to support your child's reading process

A bilingual dictionary, e-dictionary or mobile applications will come in handy when you need to check for the MTL equivalent of a particular word.



6. Make reading a meaningful and enjoyable process

Familiarise yourself with the book first and be animated when reading it to your child. You may use the synopsis in the Parents' Guide to help you in guiding your child to read the supplementary readers. Talk about the pictures, point to objects and ask questions. Engage your child. Let him set the pace of reading, turn the pages, role-play and talk about his/her thoughts.

7. Read as you play


Encourage your child to complete the tasks in his Reading Passport, such as visiting the school library and public libraries to borrow books, to receive an accomplishment certificate upon completion.





8. Build up a "Words Achievement List" with your child

Help your child compile a list of words learnt. Your child will have an immense sense of satisfaction when he/she sees the list grow.



9. Tap on external help

There are plenty of story-telling sessions in our public libraries. You could attend these sessions with your child. Mass media and technology such as audio reading of stories and rhymes, audio books and interactive learning applications can be used to support your child in the reading process.





[This Photo](#) by Unknown Author is licensed under [CC BY](#)