



Primary 2

Mother Tongue Language

Curriculum Briefing



Primary 2 Mother Tongue Language Teachers

Chinese Language

Mdm Poh, Mdm Teh, Mdm Chiang & Ms Tan

Malay Language

Mdm Rosnita, Mdm Nadhirah, Mdm Rosmawati,
Mdm Raihani & Mdm Asmara

Tamil Language

Mdm Puspaltha



Primary 2

Mother Tongue Language

Key Programmes



Applied Learning Programme **– Confident Communicators** Focus: Oracy & Communication Skills

Show & Tell (CL)
Reader's Theatre (ML)
Speech & Drama (TL)




Objectives of the P2 MTL ALP Programme

- Equip students with skills such as voice projection, tone characterization and dramatization to narrate a short story / rhyme / verses
- Find joy in learning MTL
- Build confidence to use MTL to express oneself
- Build curiosity and nurture imagination



Mother Tongue Cultural Programme

- Students participates in cultural programme such as learning about cultural art forms
- The programme provide opportunities for students to learn and appreciate their culture





P2 MTL Cultural Programme

- Students participates in cultural programme such as learning about cultural art forms – Traditional Chinese Art Forms, Songket & Batik Appreciation
- The programme provide opportunities for students to learn and appreciate their culture



Engaging Students in the Learning of Mother Tongue Language



Use of ICT affordances & e-learning platforms

The use of technology in MTL classroom makes students' learning more:

- Collaborative – Students are given more opportunities to interact in class and collaborate with one another through the use of educational platforms and tools.
- Tailored – With a diverse range of learning needs, the student's MTL learning experience is tailored to the pace and direction of each student. Digital materials and games in MTL are built and uploaded in the Singapore Student Learning Space (SLS) for students to be engaged at their pace.
- Self-directed – Students with high readiness in MTL can be supported and motivated to learn some of the resources in SLS independently.



Formative Assessment Strategies

Formative assessment takes place regularly in the Mother Tongue classroom to provide feedback to students about their learning progress . It is shown through:

- A variety of modes - In addition to the pen and paper mode, teachers also include performance-based assessment e.g. Show and Tell or Reading Aloud
- Timely and targeted feedback – Teachers use rubrics (e.g. in oral presentation and reading assignments) to give timely and targeted feedback so that students could understand how to close the learning gaps in their next assignment.
- Self and peer assessment – Teachers could allow students to take ownership of their learning through self and peer assessment thorough the use of success criteria, checklists and termly reflections.

Official (Open) / Non-sensitive



Primary 2

Mother Tongue Language

Learning Resources



MOE Learning Platforms

School Learning Space (SLS)

<https://vle.learning.moe.edu.sg/login>

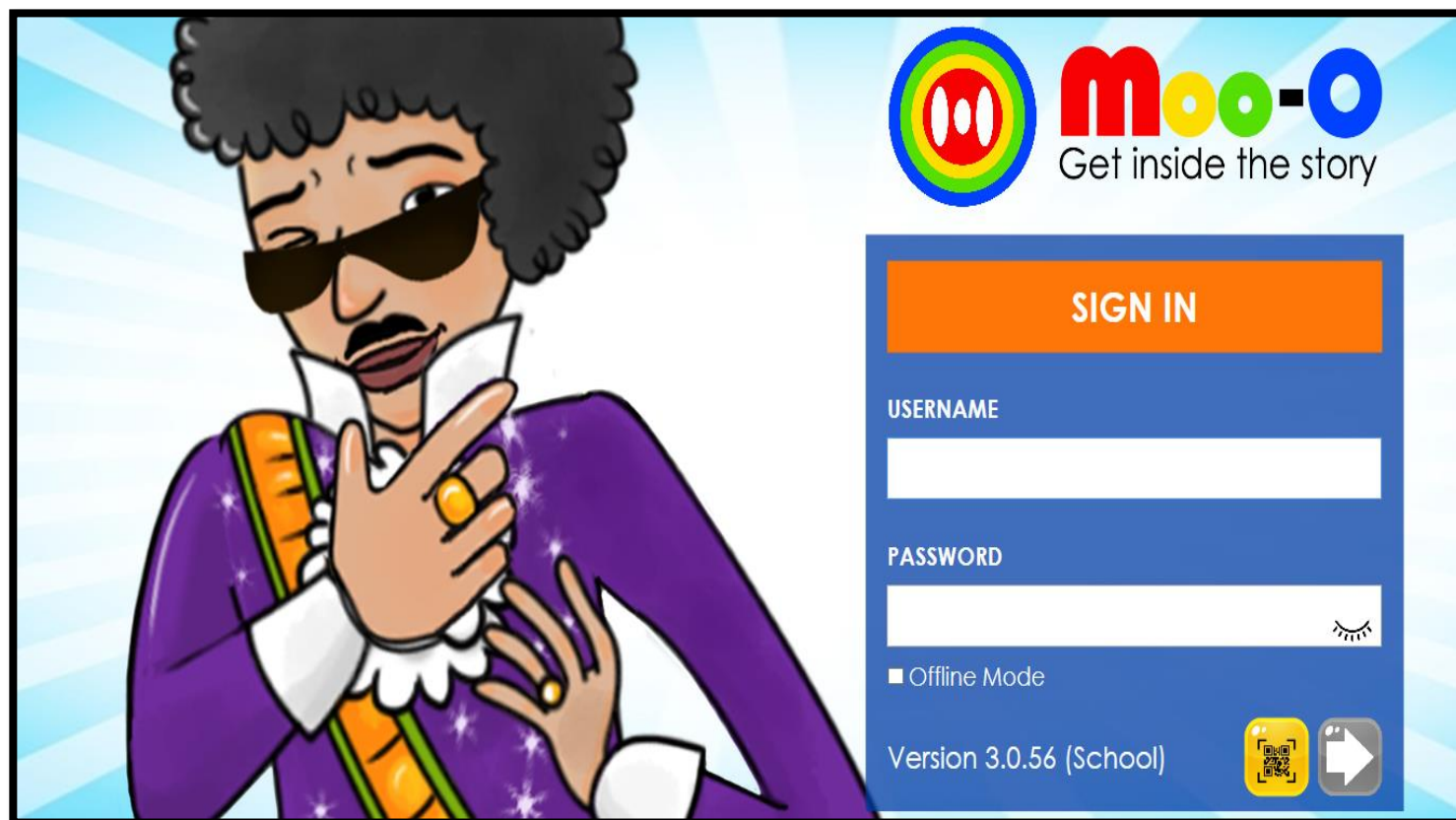
The screenshot shows the login interface for the Singapore Student Learning Space. On the left, the text 'SINGAPORE STUDENT LEARNING SPACE' is displayed in a large, spaced-out font, with 'SINGAPORE' in grey, 'STUDENT' in grey, 'LEARNING' in blue and red, and 'SPACE' in grey. On the right, there is a login form with a red 'SINGAPORE' label above the title 'STUDENT LEARNING SPACE'. Below the title is the tagline 'LEARN ANYTIME, ANYWHERE, AT ANY PACE'. The form includes fields for 'Username' and 'Password', each with a label and a text input box. Below the password field is a 'FORGOT PASSWORD' link and a blue 'LOGIN' button. At the bottom of the page, there is a footer with links for 'Technical Support', 'Login Troubleshooting', 'Terms of Use', and 'Privacy Statement', followed by the copyright notice 'Copyright © 2019 Ministry of Education, Singapore. All rights reserved.'

Official (Open) / Non-sensitive



Learning Resources at P2

CL Story Telling App - Moo-O Plus



Official (Open) / Non-sensitive



eZhishi Learning Portal & Magazines



知识网
eZhishi Since 2001

For School Users

Your Best Teaching & Learning Companion

中学版
Secondary

海外版
Overseas



数码教学资源
ICT Teaching Resources

学生刊物
Student Magazines

校本项目
School Projects

知识之星
eZhishi Reward

关于知识网
About eZhishi

教学资源
Edule Resources

订阅
Subscribe



User Login 用户登录

Login ID

Password

登录 Login



Get Password
忘记密码



Login Help
登录说明



Free Trial
免费试用




Home Subscribe
家庭用户订阅

Official (Open) / Non-sensitive



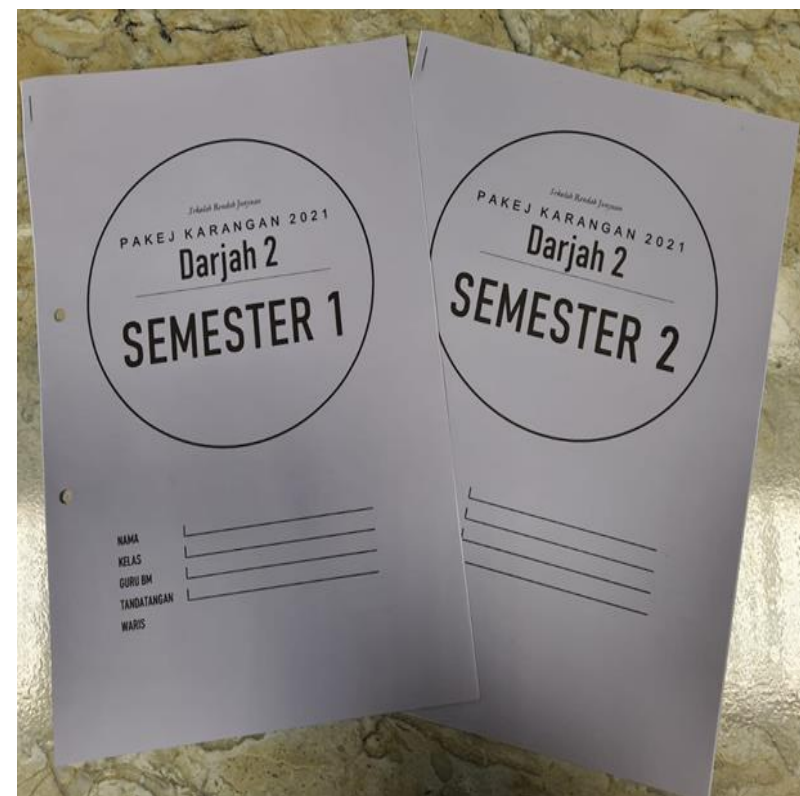

Learning Resources at P2



Official (Open) / Non-sensitive



P2 Supplementary Booklets



Official (Open) / Non-sensitive



Tamil Language e-Portal (Pazhahu Tamil)



Official (Open) / Non-sensitive



Primary 2

Mother Tongue Language

Key Strategies used in Class



Speaking (Oracy) Skills		
CL Department	ML Department	TL Department
<ul style="list-style-type: none">• Show and Tell• SLS audio recording• eZhishi Learning Portal	<ul style="list-style-type: none">• Show and Tell• SLS audio recording	<ul style="list-style-type: none">• Daily 1-minute of sharing• SLS audio recording



Reading & Comprehension Skills		
CL Department	ML Department	TL Department
<ul style="list-style-type: none">• Bulk borrowing / Class library• Subscription of Moo-O (e-books)• Subscription of CL Magazines	<ul style="list-style-type: none">• Structured reading period• Bulk borrowing / Class library• School Library Activities	<ul style="list-style-type: none">• Bulk Borrowing of Library Books• School Library Activities



Primary 2

Mother Tongue Language

Learning Outcomes



Learning Outcomes (LOs)

- To reflect students' learning progress in the Holistic Development Profile (HDP)
- From 2019, schools use subject specific LOs and qualitative descriptors to report P1 and P2 students' learning progress for all subjects
- Progression descriptors are given for each learning outcome identified for the semester

Progression Descriptors			
4	3	2	1
Beginning	Developing	Competent	Exceeding



Learning Outcomes for P2 MTL

Skills	Learning Outcomes
Listening	Listen attentively to short, simple spoken content related to daily life, identify the main idea and some details.
Speaking and spoken interaction	Speak with correct pronunciation using vocabulary and sentence structures from Primary 2 texts.
	Participate in short conversations related to daily life with some guidance
Reading	Recognize characters taught in Primary 2.
	Read aloud Primary 2 texts with accuracy and fluency.
	Understand Primary 2 texts and are able to identify some details with guidance.
Writing	Write short sentence(s) about daily life with some guidance.



Supporting your child in MTL Learning



Cultivate the love of reading MTL books, e.g. visit the library or borrow e-books



Encourage them to take small steps in learning MTL, e.g. read signs, listen to music



Do fun activities in MTL together, e.g. watch a film or performance



Provide a conducive environment for learning MTL, e.g. access to MTL music and books