



# **P6 Standard English Language & Foundation English Language**



# STELLAR

## Strategies for English Language Learning and Reading

The **EL instructional programme** for primary schools that provides the instructional materials, teaching strategies and training to enable teachers to implement the EL syllabus.



## Desired Junyuan Outcomes (DJOs)

Self-Directed Learners

Confident Communicators

Adaptable Individuals

Gracious and Active Citizens



# (Applied Learning Programme)

## Confident Communicator Programme

### **P6 Public Speaking**



# Objectives of programme

- organise points / information that they had gathered
- be succinct on the points made during the speech
- present confidently



## Topics

- Singapore has an efficient transport system.
- Social media does more harm than good.
- All students should be involved in voluntary work.
- Saving the environment is everyone's responsibility.
- Everyone should learn a new skill.
- We should show appreciation to people around us.
- Leading a healthy lifestyle is important.



JUNYUAN PRIMARY SCHOOL  
P6 Confident Communicator Programme - Public Speaking  
Individual Assessment Rubric (For Pupils)

Date: \_\_\_\_\_

Name: \_\_\_\_\_ ( )

Class : 6 \_\_\_\_\_

Criteria	Satisfactory ☹	Good ☹☹	Very Good ☹☹☹	Excellent ☹☹☹☹
Presentation				
<b>Engagement</b> <i>Ability to engage and involve audience</i>	Hardly held attention of audience with minimal eye contact and frequently looking at notes	Held attention of some of the audience some of the time with infrequent eye contact, and referred to notes	Held attention of most of the audience most of the time with eye contact, seldom looking at notes	Held attention of entire audience throughout presentation with direct eye contact, without looking at notes at all
<b>Delivery</b> <i>Fluency &amp; Expressiveness</i>	Quite monotonous through most of the presentation.	Fluent and expressive in some parts of the presentation.	Fluent and expressive during most of the presentation.	Very fluent and expressive throughout the presentation
<b>Clarity</b> <i>Pronunciation &amp; Intonation</i>	Pronunciation and intonation were seldom correct.	Pronunciation and intonation were correct some of the time.	Pronunciation and intonation were correct most of the time.	Pronunciation and intonation were correct all the time.
<b>Voice Projection</b> <i>Confidence &amp; Audibility</i>	Seldom confident and audible to the audience	Confident and audible at times to the audience	Confident and audible to the audience most of the time	Confident and audible to the audience throughout the presentation
Language				
<b>Clarity of expression</b> <i>Vocabulary &amp; Sentence Structures</i>	<ul style="list-style-type: none"><li>Expresses oneself unclearly numerous times</li><li>Uses inappropriate vocabulary and incorrect sentence structures</li></ul>	<ul style="list-style-type: none"><li>Expresses oneself clearly some of the time</li><li>Made some attempts to use appropriate vocabulary and fairly correct sentence structures</li></ul>	<ul style="list-style-type: none"><li>Expresses oneself clearly most of the time</li><li>Uses a range of vocabulary and mostly correct sentence structures</li></ul>	<ul style="list-style-type: none"><li>Expresses oneself very clearly all the time</li><li>Uses a wide range of vocabulary and correct sentence structures</li></ul>



# **Key Department Strategies**

## **COMPREHENSION**


- **Annotation/ Visualisation**
- **Circle Underline Bracket (C.U.B)**

## **Stimulus based Conversation**

- **A.R.O.PE**

## **Writing**







- **Modular Writing**







## Symbols for Surface Annotation

Circle the characters (who)	
Box the setting (where) and the time (when)	
Underline and round bracket the problem (what)	
Underline and square bracket the solution (what)	
Draw a squiggly line below words that we do not understand	
Use double-headed arrows to link the pronouns/other noun phrases with their referents	

Annotation



## 5Ws and 1H

Who?

Where?

When?

What?

Why?

How?

Annotation



One particular day, I was shopping at the local supermarket. I had bought about two weeks' worth of groceries and headed towards the register to pay. After the cashier had scanned my items and bagged them, she stated that the total was one hundred and fifty dollars.

I reached into my back pocket to grab my money but soon realised that it was missing. Panic set in. I knew my wallet was in the car and I was sure I had put the money in my pocket. I looked at the cashier, my eyes clouding, not knowing what to do. I was (holding up the line for everybody.) I could feel my face burning up. The cashier told me to check with the information counter. I laughed miserably and said, "Really? It's cash, no one would hand **that** in!"

Annotation



- R** e s p e c t . **R** e s p o n s i b i l i t y . **R**



# Circle Underline Bracket (CUB)

How did the writer feel when she realised that she was holding up the line for the other customers? [1m]

---

---

C.U.B



# Stimulus based Conversation

## •A.R.O.PE

A - Answer

R - Reason

O - Opinion

PE – Personal Experience



## STIMULUS-BASED CONVERSATION PICTURE

2



By using the AROPE strategy, students will be able them to elaborate on their responses in a structured manner. Hence, boosting their confidence level when communicating with the oral examiner.

Students are also encouraged to use grammatically correct sentences and a wide range of vocabulary when giving their responses.

A.R.O.P.E



- (a) **Look at the picture. Would you be interested in watching the demonstration? Why / Why not?**
- Why do you think it is mentioned that no equipment is required?
- (b) **Do you think doing exercises is an effective way to relax? Why / Why not?**
- Do you prefer relaxing on your own or with friends? Why?
- (c) **Exercising is one way to relax. What are some other activities you can do to relax?**
- Tell us about a recreational activity you had with your family.





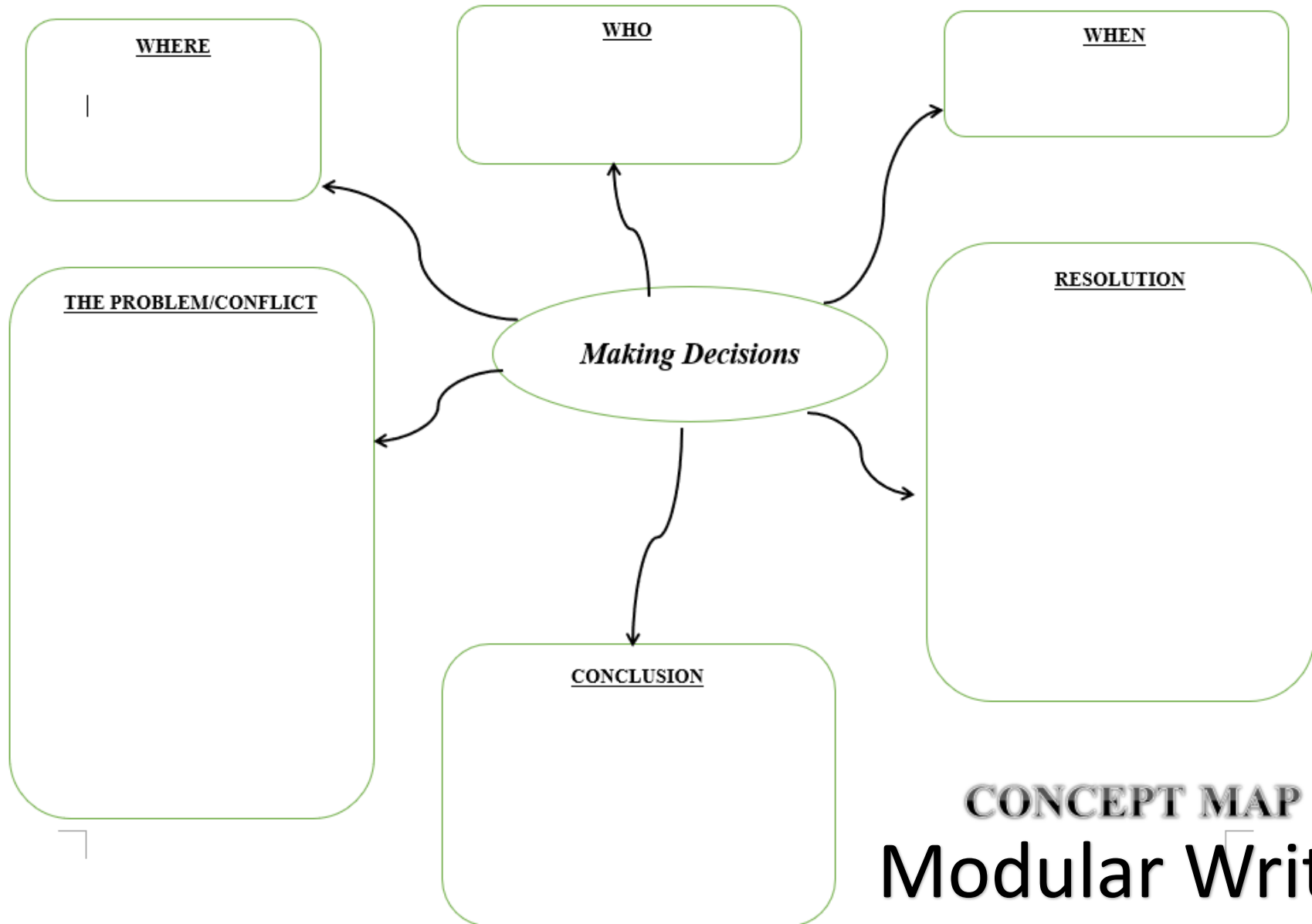
Look at the picture. Would you be interested in watching the demonstration? Why / Why not?

**Answer:** Yes, I would be interested to watch the demonstration

**Reason:** .... as I am interested to find out about exercise routines I could do at home.

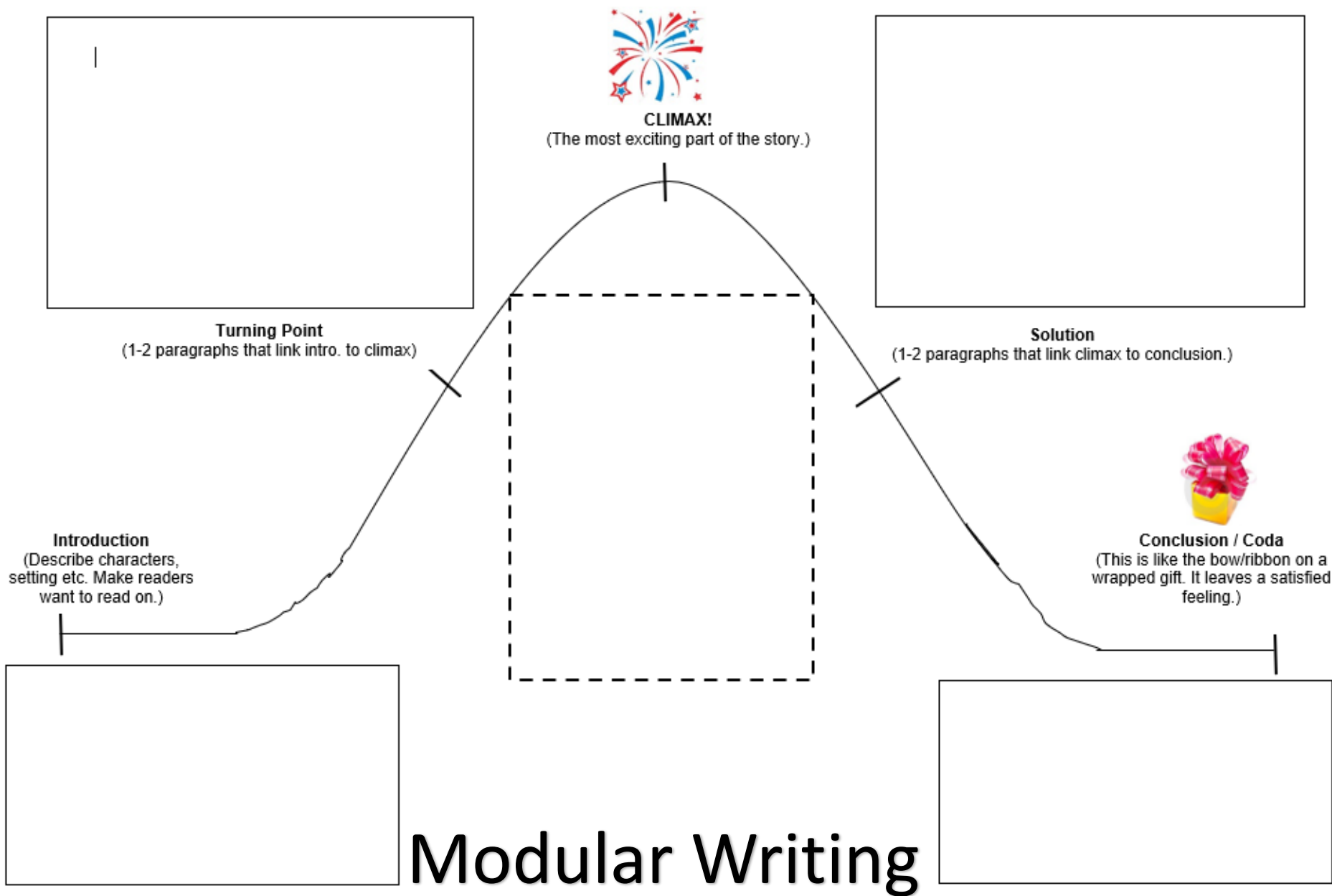
**Opinion:** In my opinion/ I think...exercise that could be done at home would definitely be helpful for pupils as well as housewife like my mother. Exercising is one way that we could keep ourselves healthy and fit. It'll definitely be more fun and enjoyable to exercise with our family members.

**Personal Experience:** Every weekend, my father would start the day with a jog at the park nearby our flat. Exercise not only burns our calories but it strengthens our bones and muscles and helps us to relax and improve our mental health.



## CONCEPT MAP

# Modular Writing





# •Modular Writing

## Pupil's Writing Checklist

### CONTENT

No.	Success Criteria	SELF Tick (✓)
1	My composition is relevant. <ul style="list-style-type: none"><li>• I have addressed the topic.</li><li>• I have used at least one of the pictures.</li><li>• My ideas are relevant to the topic.</li></ul>	
2	I have sequenced my ideas appropriately. <ul style="list-style-type: none"><li>• My composition has an introduction, a problem/conflict, a climax, a <u>resolution</u> and a conclusion.</li></ul>	
3	I have developed my ideas sufficiently. <ul style="list-style-type: none"><li>• I expanded on my ideas in my plan.</li></ul>	
4	My composition is well-organised and clear. <ul style="list-style-type: none"><li>• My ideas are clearly connected and logical/realistic.</li><li>• I have made connections between my introduction and ending.</li></ul>	
5	I have written an interesting introduction. <ul style="list-style-type: none"><li>• I have used an introductory sentence(s) <u>eg.</u> sound, speech, dialogue, description of settings.</li></ul>	

### \* LANGUAGE

No.	Success Criteria	SELF Tick (✓)
1	I have used appropriate punctuation marks.	
2	I have used appropriate tenses.	
3	I have made effective word choices. <ul style="list-style-type: none"><li>• I have used appropriate words and expressions (<u>e.g.</u> similes, metaphors, idioms, hyperboles, phrasal verbs, etc.) to develop my ideas.</li></ul>	
4	I have used the Show-Not-Tell strategy to add details to the main events, characters' feelings, <u>responses</u> and reactions.	
5	I have used <u>TIP TOP</u> to ensure my paragraphing is correct.	



## Junyuan Primary School P5-P6

### Modular Writing & Situational Writing Notes



NAME: \_\_\_\_\_

CLASS: \_\_\_\_\_





# ASSESSMENT



# Standard English Lang.



COMPONENT	CONTENT	ITEM TYPE	NO. OF ITEMS	MARKS
Writing <b>27.5%</b> 55 mks 1 hr 10 mins	Situational Writing	Open-ended	1	15
	Continuous Writing	Open-ended	1	40
Language Use <b>47.5%</b> 95 mks 1hr 50 mins	Grammar Vocabulary Synthesis Comprehension OE (refer to next slide)	MCQ discrete & Open-ended	Booklet A & Booklet B	28 67
Listening Comprehension <b>10%</b> 20 mks About 40 -45 mins	Listening Comprehension	MCQ discrete	20 items	20
Oral <b>15%</b> 30mks Prep – 5 mins Testing about 10 mins	Reading Aloud	Open-ended	1 passage	10
	Stimulus-based Conversation	Open-ended (1 visual stimulus)	1 picture	20





Booklet A	Grammar	MCQ discrete	10
	Vocabulary	MCQ discrete	5
	Vocabulary Cloze	MCQ discrete	5
	Visual Text Comprehension	MCQ discrete	8
Booklet B	Grammar Cloze	Open-ended	10
	Editing for Spelling and Grammar	Open-ended	12
	Comprehension Cloze: Information Text/Factual Recount	Open-ended	15
	Synthesis & Transformation	Open-ended	10
	Comprehension OE	Open-ended	20



# Paper 1

# Situational writing (sample Qn)

## Situational Writing (15 marks)

The pictures below show Kai, Raj and Ain discussing an idea after school on 10 October 2022. Study the pictures carefully.





## Part 1: Situational Writing Formal or Informal Email/Letter

### Situational Writing (15 marks)

The pictures below show Kai, Raj and Ain discussing an idea after school on 10 October 2022. Study the pictures carefully.



### Your Task

Imagine you are Kai.

**Write an email to the Manager of Angel Bakery, asking him or her if the bakery can provide some snacks for an event.**

You are to refer to the pictures and information on page 1 for your email.

In your email, include the following key information:

- the date and venue of the event
- the purpose of the event
- one reason why you have chosen to approach the bakery for the request
- one other detail of the request
- when he or she needs to reply to you

You may reorder the points. Remember to write in complete sentences.

## Part 2 - Continuous Writing

- Based on a **theme**
- To choose at least one picture
- Pictures are not linked. Hence, pupils need not use all three pictures.

### Part 2: Continuous Writing (40 marks)

#### 2. Write a composition of at least 150 words about **having self-discipline.**

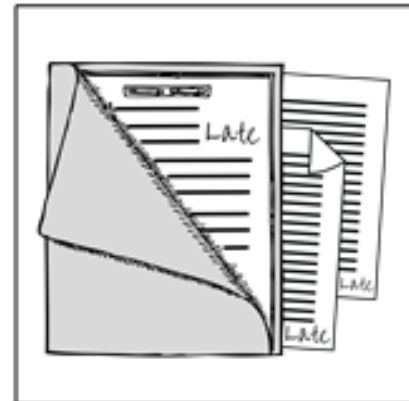

The pictures are provided to help you think about this topic.

Your composition should be based on one or more of these pictures.

Consider the following points when you plan your composition:

- Was self-discipline practised?
- Why was it important to have self-discipline?

You may use the points in any order and include other relevant points as well.





## Paper 2



## About Gems Island

## Activities

## Shopping

## Food and Drink

## Getting Around

If you are looking for a holiday or weekend retreat, take a short ferry ride and you will find yourself in a tropical paradise! It is a haven for wildlife as well as the home of popular attractions and the country's only beach resort.

The Islander bus is a unique mode of transport. It does not only take you to most of the places of interest on the island but there is also a local guide on board to help you with your interests and education. You can book the bus online or through the island's website.

### Main Attractions:

#### Ruby Village

Visit the heart of the island to indulge in some shopping and a leisurely afternoon tea. The quaint shops and cafes are a delight to explore!

Henry was hungry when he got off the ferry. He decided to grab a bite before exploring the island. Which bus stop should he alight at first?

- (1) Bus Stop 1
- (2) Bus Stop 2
- (3) Bus Stop 3
- (4) Bus Stop 6

Stop here for a quick snack! Kiosks offering mouth-watering local delights are located right behind the bus stop.

#### Emerald Bay

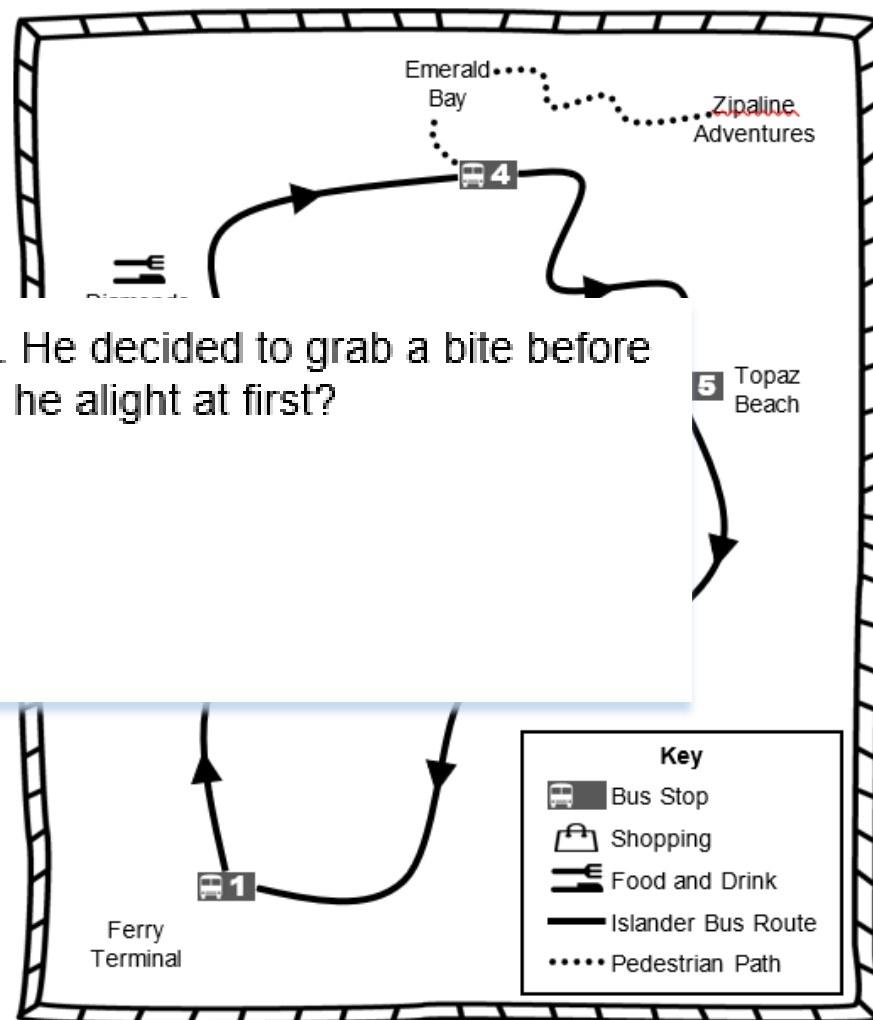
Head north and enjoy breathtaking views of the sea! The cliff walk can be done in an hour or two and takes you past fascinating rock formations.

#### Topaz Beach

Relax on the beach and take a dip in the sea!

**Buy the Islander bus ticket now!**

## ISLANDER BUS ROUTE MAP







## Comprehension Cloze

Recreational cycling allows cyclists to get together with friends and family for a social ride. Others choose to join cycling clubs with like-minded individuals/ cyclists to have more benefits / perks (57) of joining cycling clubs include riding safely (58) together, keeping fit but more importantly, making new friends along the way (59) and looking after each other while riding. The time spent together on trips is (60) simply priceless!





## Comprehension (open-ended)

Refer to the passage below when you answer questions 71 to 80 in Booklet B.

Wani clambered up the ladder to the house. She knew it would be empty except for her grandmother. In the dim light of the village house, Wani saw a pair of steady eyes gleaming in the corner. "Don't be afraid," her grandmother said gently. "I have bought you some new clothes and shoes and placed them on the mat there. Is your family waiting to say goodbye to you outside?" Wani nodded and smiled gratefully at her grandmother. She walked over to the mat where her things which she needed for her new school in the city were.

5

"Child, you come **here**," her grandmother said. Wani obediently went to the corner of the house where her grandmother sat. She knelt in front of the old woman, hands neatly folded and head bowed. This was **the parting** that pained her the most. In a voice slow and heavy with age, Grandmother said, "You have a long life ahead of you and this is just the first step. If you're this timid now, how are you going to leave the village for the city and face all the struggles yourself?"

10

Wani did not budge. Her grandmother's voice calmed her. She gave Wani a gentle shove. "You must go now. You've packed everything you want to take with you, haven't you?" Wani stared at her blankly, then shook her head. "I'm not ready. I haven't packed everything yet. There's the sunrise that I want to take and the bridge over the river bend. How can I pack my home, the chickens and even the bullfrogs in the forest?" She could feel a sob rising from her throat but could not stop **it**. Grandmother waited patiently until Wani's sobs began to subside.

15

20



## Sample Questions

Read the passage on page 9 and 10 of Booklet A and answer questions 71 to 80.

(20 marks)

- 71 From the first paragraph, pick out a three-word phrase that tells us that Wani lived in the rural area. [1m]

Do not write  
in this space

- 73 What does "obediently" (line 8) suggest about Wani's relationship with her grandmother? What other information from paragraph two tells us so? [2m]



- 74** Look at the table below. What do the words in the left column refer to in the passage? Write your answers in the column on the right. [3m]

Word(s) from the passage	What the word(s) refer(s) to
a) here (line 8)	
b) the parting (line 10)	
c) it (line 19)	



**79** Based on the passage, state whether each statement in the table below is true or false, then give a reason why you think so. [2m]

	True/ False	Reason
a) The moment Wani's grandmother passed her the lotus flower, she was excited to leave for the city.		
b) Wani's family felt sad because she was leaving them.		



# Foundation English Lang.



COMPONENT	CONTENT	ITEM TYPE	NO. OF ITEMS	MARKS
Writing <b>26.7%</b> 40mks 1 hr 10 mins	Situational Writing	Open-ended	1	10
	Continuous Writing	Open-ended	1	30
Language Use <b>40%</b> 60mks 1hr 20 mins	Grammar Vocabulary Synthesis Comprehension (refer to the next slide)	MCQ discrete & Open-ended	Booklet A & Booklet B	20 40
Listening Comprehension <b>13.3%</b> 20mks About 40 -45 mins	Listening Comprehension	MCQ discrete	20 items	20
Oral <b>20%</b> 30mks Prep – 5 mins Testing about 10 mins	Reading Aloud	Open-ended	1 passage	10
	Stimulus-based Conversation	Open-ended (1 visual stimulus)	1 picture	20

Booklet A	Grammar	MCQ discrete
	Vocabulary	MCQ discrete
	Punctuation	MCQ discrete
	Visual Text Comprehension	MCQ discrete
Booklet B	Form Filing	Open-ended
	Editing for Grammar	Open-ended
	Editing for Spelling	Open-ended
	Comprehension: Completion of Sentence	Open-ended
	Comprehension Cloze	Open-ended
	Synthesis & Transformation	Open-ended
	Comprehension OE	
	Passage A	Open-ended
	Passage B	Open-ended

**Section H – Comprehension (Completion of Sentences)**

Read the following information carefully to complete the sentences in questions 38 to 42. (5 marks)

## Jurassic Dinosaur – Adventure Park 10 October to 31 December 2022

Interactive indoor playground is here in Singapore for the first time, located at Let's Play at D'Tent, Downtown West.

This Family Entertainment Centre offers a vast variety of games where the children can play in, a haven for all children.

### Highlights !

**Volcano Land**

Scale the 3 metre volcano before sliding back down on one of the 2 slides.

Height restriction:  
90 cm and above.  
Please follow the instructions from the staff.

**Kids Play Area**

A play area for the younger kids with a slide and seed pit. Try to uncover the dinosaur fossils that are hidden in the pit.

**Dinosaur Park**

Encounter life-sized dinosaurs and hear the mighty beasts roar as you walk through a primeval forest setting.

**Time**

Monday to Friday: 11.30 am – 9.30 pm

Saturday, Sunday and Public Holidays: 10 am – 9.30 pm

**Ticket Price**

Weekdays: \$25

Weekends, eve of Public Holidays and Public Holidays: \$28

Ticketing website: [www.funplaychild.com](http://www.funplaychild.com)

**Important information:**

1. All patrons regardless of age require a ticket for admission.
2. Children aged below 12 must be accompanied by adults aged 18 or above



Credit image: <http://clipart-library.com/free/dinosaur-clipart-black-and-white.html>

Based on the information given on page 10, complete each sentence with a suitable word or words. (5 marks)

38. The "Jurassic Dinosaur – Adventure Park" will be held at \_\_\_\_\_

39. During the school holidays, Mrs Lee will like to bring her daughter to visit the Adventure Park. She will need to pay \_\_\_\_\_ each if they go on a Thursday.

40. Agnes, who is 80 cm tall will not be able to play at Volcano Land because of the \_\_\_\_\_

41. Young children can dig for hidden dinosaur bones at the \_\_\_\_\_

42. Parents who are interested to bring their children can get tickets from \_\_\_\_\_

**SCORE**

5

(Go on to the next page)






## Passage B

As the largest of all land mammals, elephants play an important role in balancing natural ecosystems.

Elephants are helpful to other wildlife. In the wild, they trample forests and create paths which are used by smaller animals like the antelopes. Elephants also create water holes as they dig dry riverbeds when rainfall is low. Herds travel over big grasslands and they disperse seeds in their dung, which helps generate the growth of plants which become food for the other animals.

But threats to this giant of the forest are numerous. Elephants will become an endangered species and disappear completely from the wild if poachers, the people who illegally kill elephants, are not stopped. Elephants are hunted and killed for their tusks because people use the beautiful ivory tusks to make jewellery and ornaments.



It is important that the elephants be completely protected from destruction. The government of the countries concerned are trying very hard, but more still needs to be done.

Image credits:

<http://clipart-library.com/image-elephant.html>

<https://www.amazon.co.uk/ELEPHANTS-SCULPTURE-Elephant-Carved-Decor/dp/B01LGIE616>



56. Which is the largest of all land animals?

[1m]

57. How are elephants helpful to other wildlife as mentioned in Passage A?  
List two ways and fill in (a) and (b).

[2m]

How are elephants helpful to other wildlife?	
(a)	(b)
<hr/>	<hr/>
<hr/>	<hr/>
<hr/>	<hr/>
<hr/>	<hr/>
<hr/>	<hr/>

58. What do people use ivory tusks for?

[1m]

---

---

SCORE

4



## How can parents help at home?

1. Having a conversation on topics / happenings in Singapore & around the world.
2. Encourage reading - modelling good habit.
3. Encourage your child to apply strategies taught in class e.g. annotation/ the C.U.B. strategy.
4. Get your child to share his/ her experience in school daily/ weekly.
5. Be consistent / regular when revising.
6. Inculcate the value of perseverance.



# Thank You.