



# Welcome to Junyuan Primary

## P3 Curriculum Briefing

**13 Jan 2023 Friday, 2.30 pm – 4.15 pm**

**1. Principal's Address**

2. Year Head's Address

3. PAM

4. Mother Tongue Language Curriculum


5. English Curriculum

6. Mathematics Curriculum

7. Science Curriculum

8. CCE / SS Curriculum

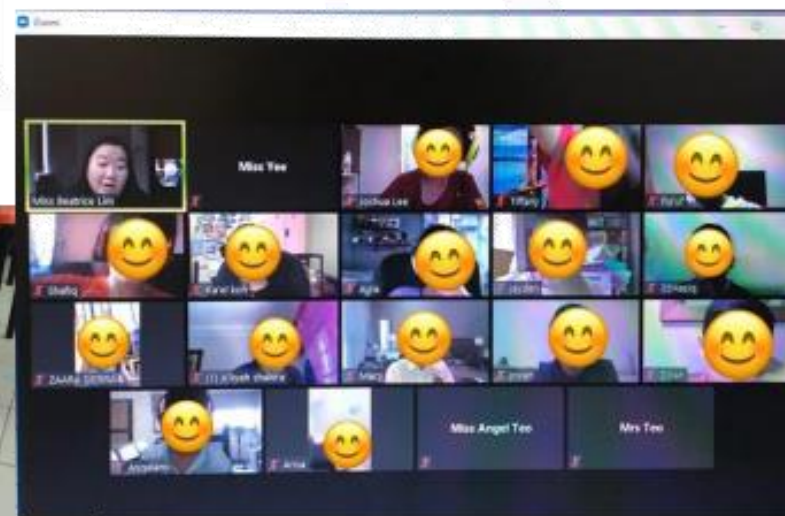
9. Year Head's Close







# Mission

**Nurturing Every Child  
in a  
Vibrant and Caring Environment  
where  
Talents Blossom**






# Vision




**02**  
DEFINE

We want to educate our fellow students ways to conserve electricity.



**03**  
IDEATE





**TESTING OUR PROTOTYPE**

**Future-Ready  
Learners  
Leaders of Character**





# Values

- **R**espect
- **R**esponsibility
- **R**esilience
- **I**ntegrity
- **C**are
- **H**armony

## “R<sub>3</sub>ICH”

*Featured Artwork  
- a collaboration  
between 2022 P4  
Visual Art Club  
members and The  
Japanese School*

TERM 1 WEEK 1

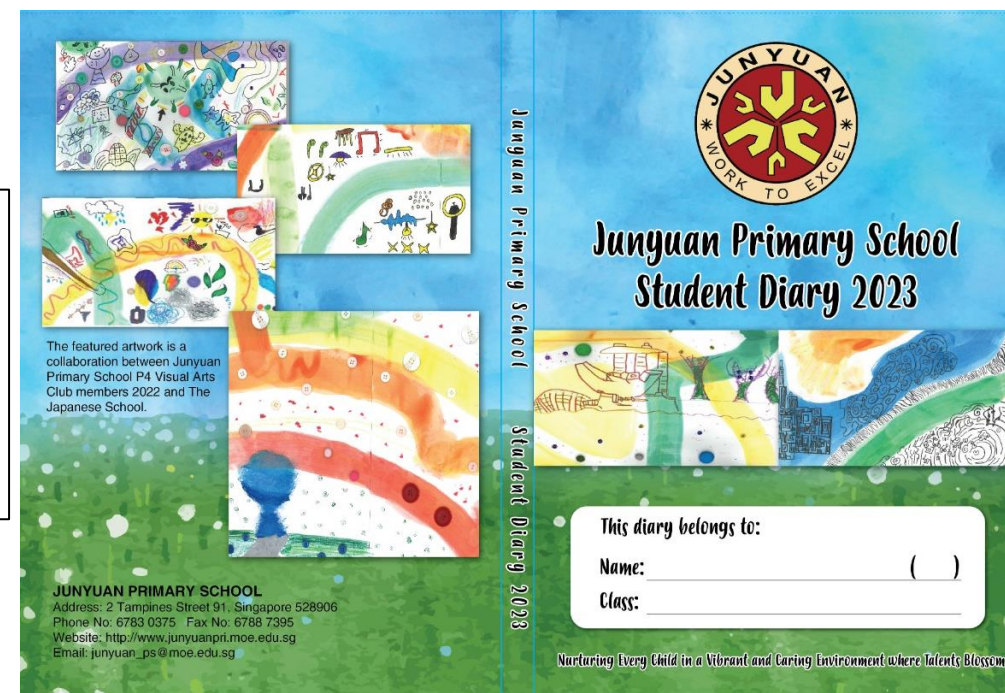
06 Thursday 36.5°C

Activity/Page	Check	Teacher's/ Parent's Remarks
1. Show my Parent Dejo form.	<input checked="" type="checkbox"/>	
2. Paste timetable on page 167.	<input checked="" type="checkbox"/>	
	<input type="checkbox"/>	
	<input type="checkbox"/>	

07 Friday 36.4°C

Activity/Page	Check	Teacher's/ Parent's Remarks
1. Sign student diary page 2.	<input checked="" type="checkbox"/>	
2. Complete ISDR and pgp forms.	<input checked="" type="checkbox"/>	
3. Complete SLG lesson.	<input checked="" type="checkbox"/>	
4. Bring colour pencils.	<input checked="" type="checkbox"/>	

My Reflections



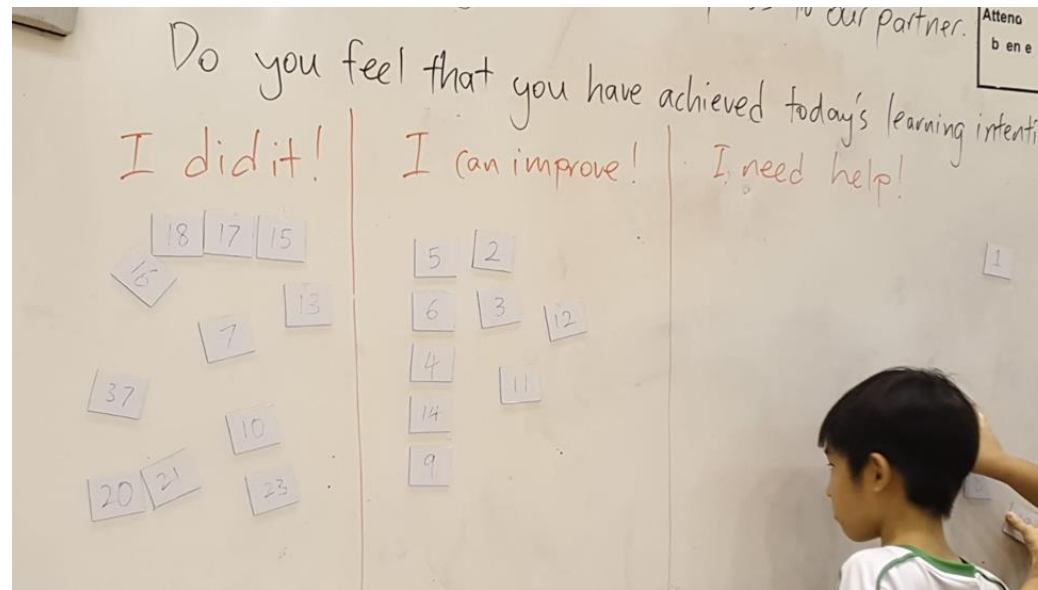
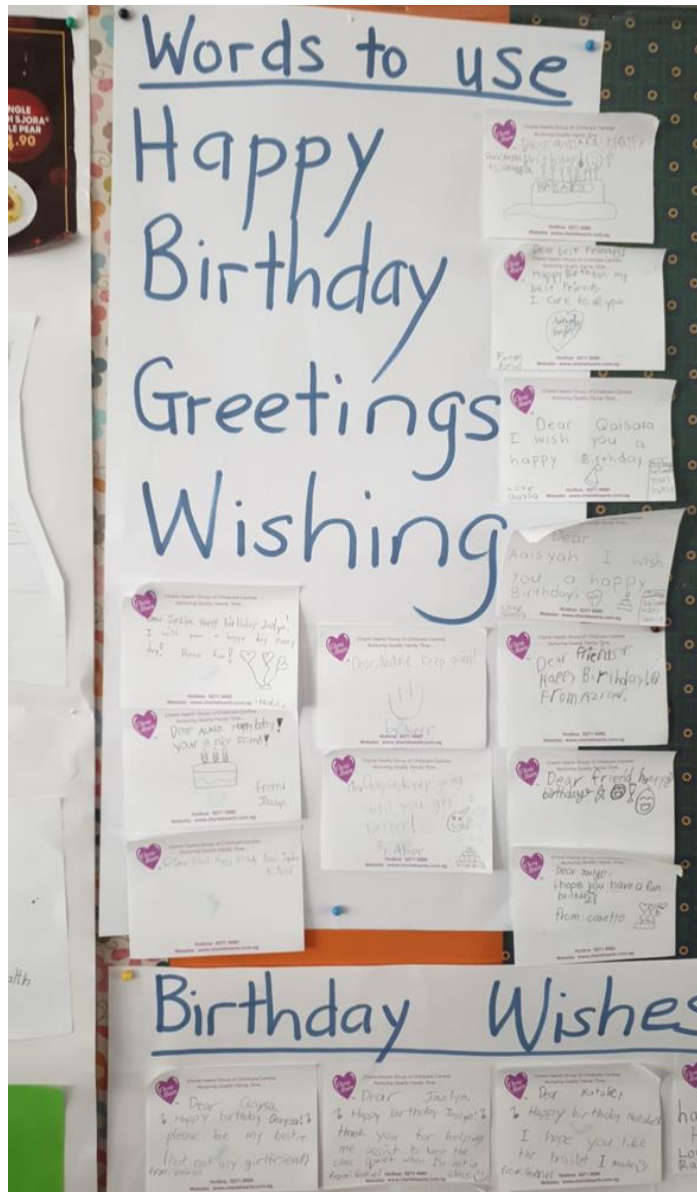


## Instilling the Joy of Learning

### At the Middle Primary:

- Focusing on active and experiential learning experience
- Building strong foundation for holistic education
- Managing stress on academic achievements

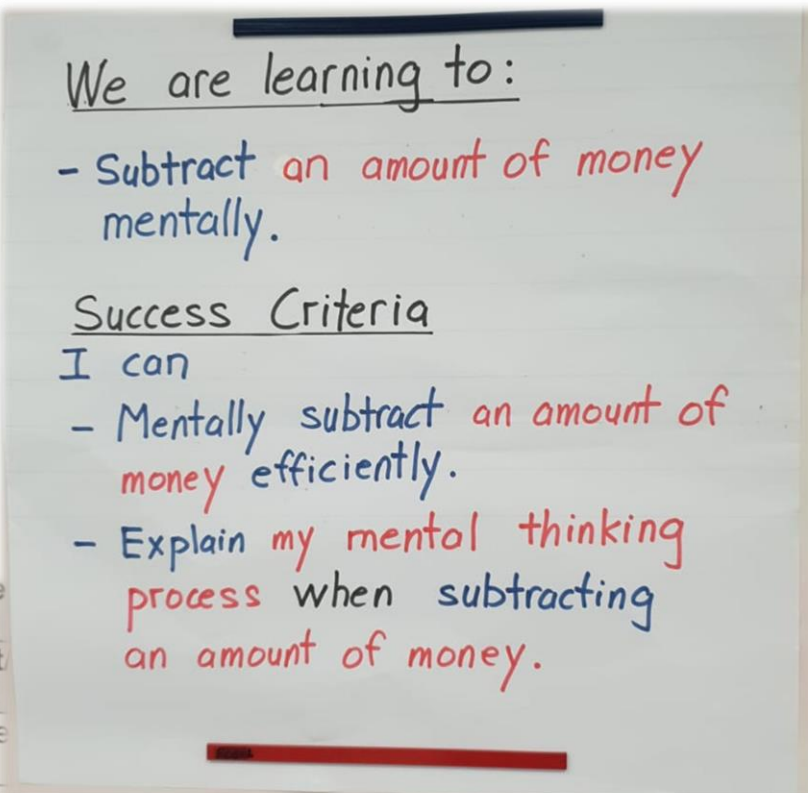
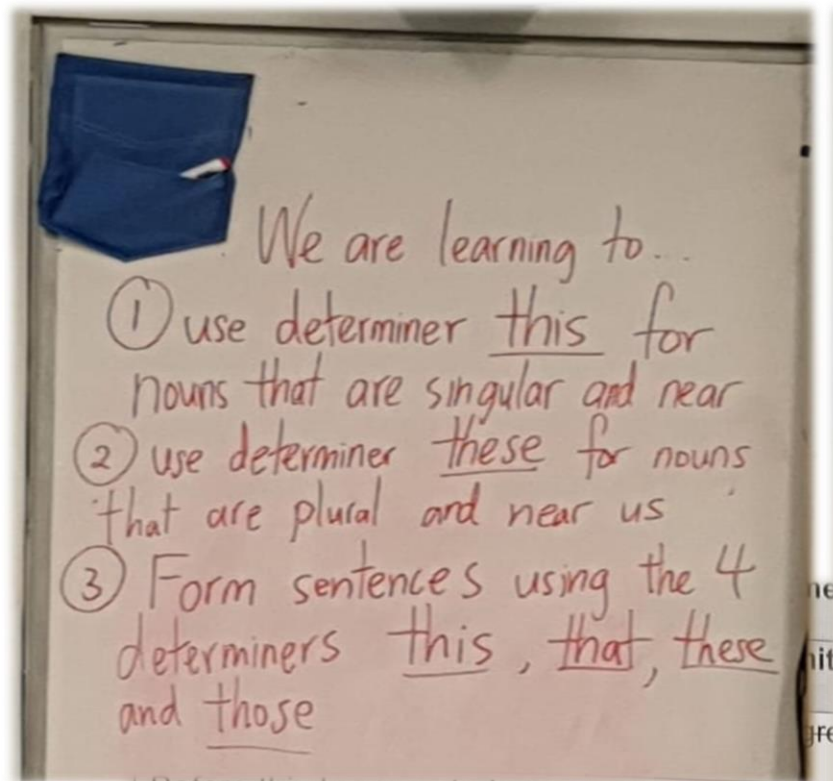








## Learning Intention (LI) and Success Criteria (SC)



Before this lesson, students should be able to:  
上这堂课前，学生已经能够：

1. 说出看图说话的内容可以分成三个部分。（1.开头-2.经过-3.总结）

We (students) are learning to:

学习目标：

为了能够完整地把图中的事情说清楚，

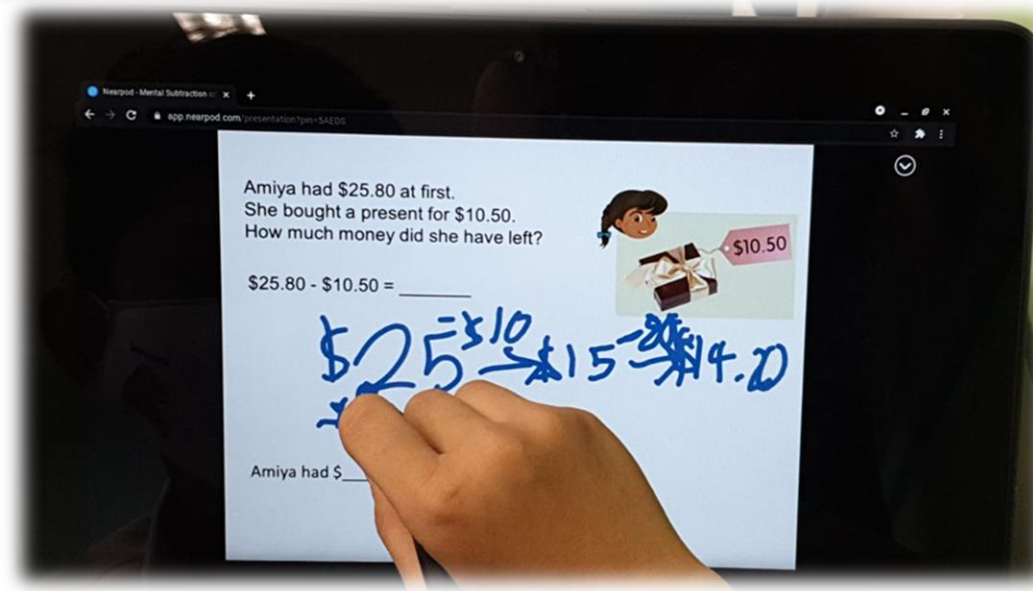
我们将用 See-Wonder（我看到-我觉得）思考，说出事情的经过，并提出看法。

Success Criteria:


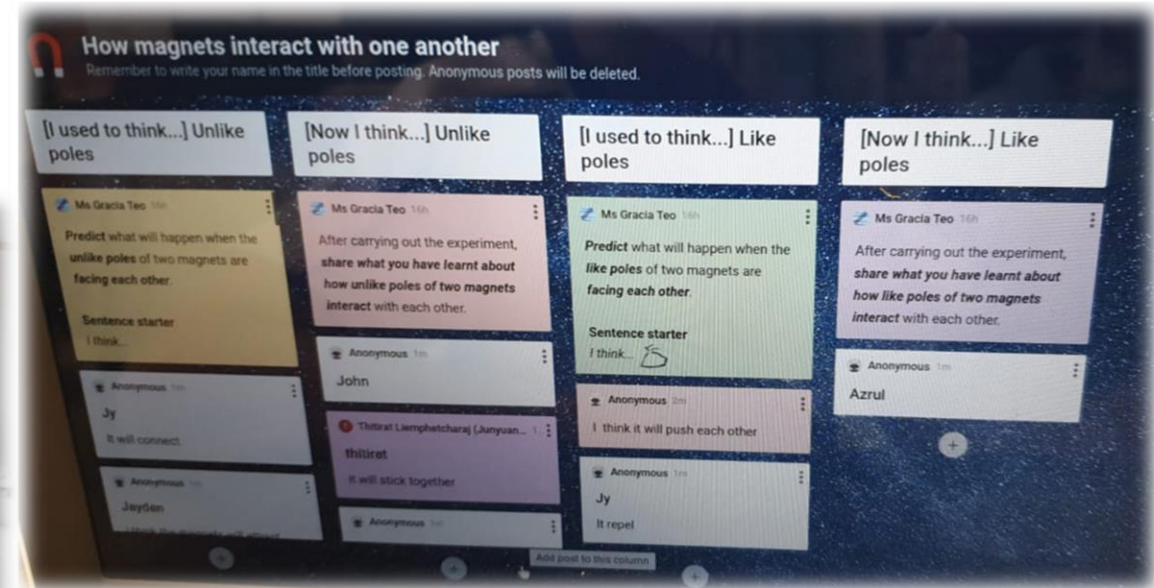
I (student) can:  
成就指标：

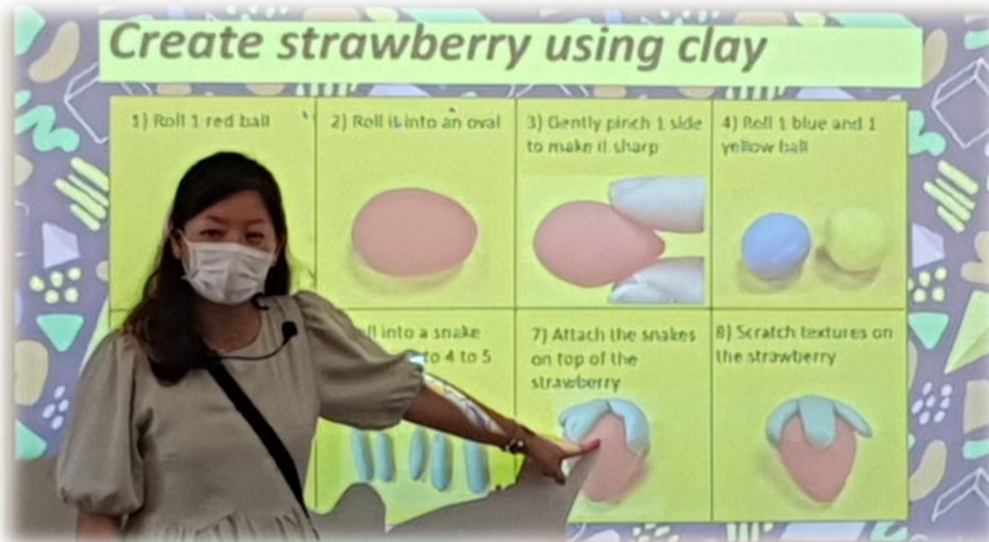
我能：

1. 说出看图说话中事情的经过。
2. 说出事情的经过，对人物的行为，提出看法。










## An Art Lesson





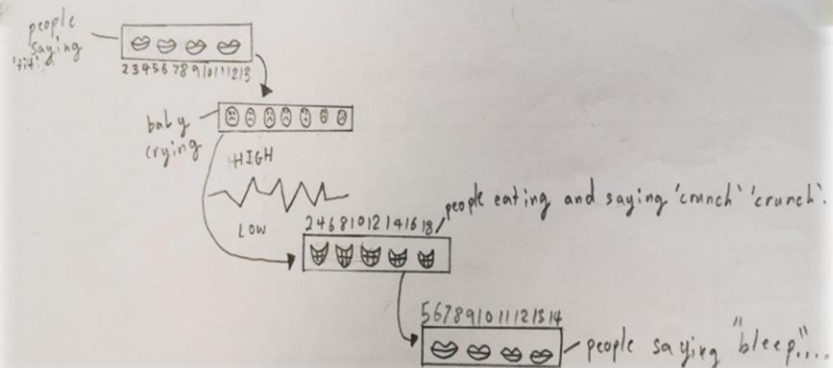


## Group 1



### Legends

O = bus stop  
X = car  
♥ = people  
★ = people



Group 7: Aryan

## Music Lesson

Legend

O = Footsteps

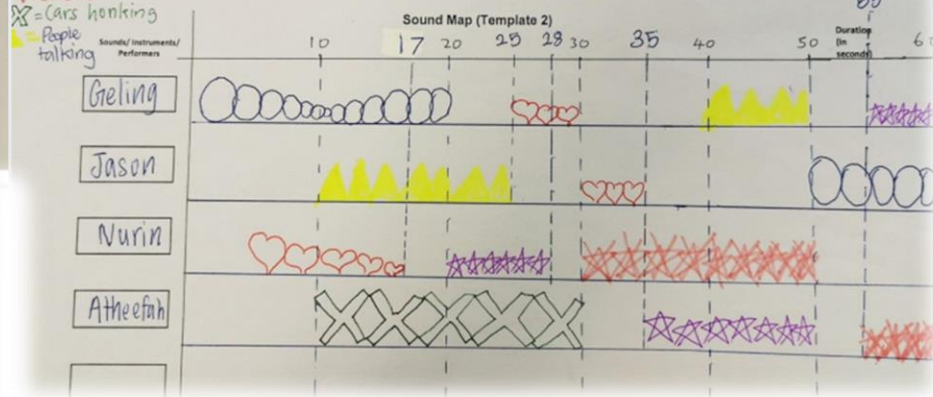
★ = Traffic light beeping

✕ = Cars zooming

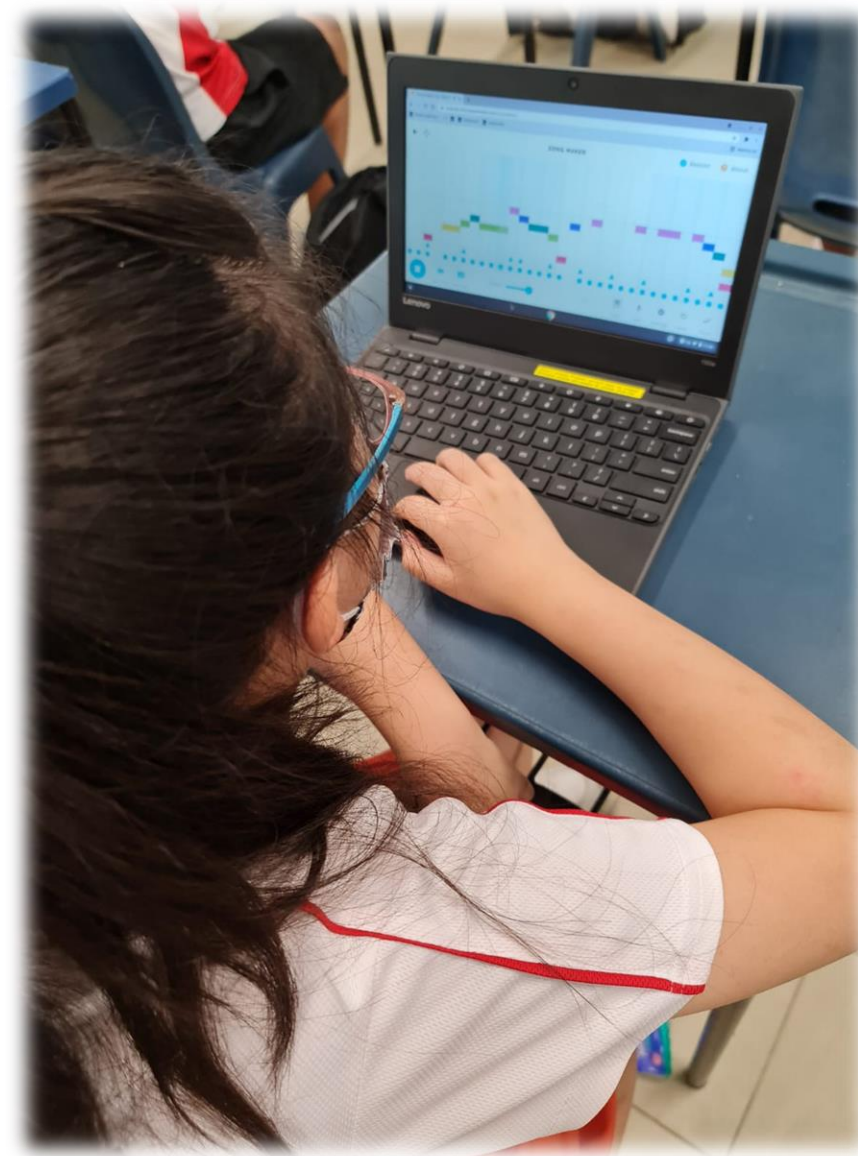
♥ = Sirens

✕ = Cars honking

♥ = People talking







Murugesu Samaranan + 31 9d

## 4R2 Performances

2 Stars and 1 Wish

### Group 2

2 stars  
The performance was interesting.  
The group has interesting sounds.  
1 wish  
The group could be louder.

#### Fateha Raudhah

2 stars  
The performance was great and clear.  
The group was playing the instrument well.  
The performance was loud and clear.  
1 wish  
The performance could have gone better.

### Group 3

2 stars  
1) They were very creative in making the sounds.  
2) They worked together as a team.  
1 wish  
1) You could have been a little louder.

#### Shahrudin

2 Stars. There was a lot of effort in the sounds.  
They made interesting sounds and timbre.  
1 Wish. They could have performed louder and have more confidence.

### Group 4

2 stars  
1) I like that they used a wallet to do their performance.  
2) I like that they were not to focus about telling each other their part.  
1 wish  
They could perform a bit more.

#### Nicholas

2 stars  
1) They were creative in making the sound.  
2) Very fascinating.  
1 wish  
1) They could have been a little louder.

### Group 5

enough to do their performance.  
2. There was a large amount of timbre. It was amazing!  
1 wish  
1. They could have used some interesting words to describe what they are saying.

#### Quinton

2 stars  
1. The performers were confident enough to show a good amount of timbre.  
2. The dynamics was loud.  
1 wish  
1. They should make the soundscape longer.

### Group 6

#### Hafiy

I like that they were clear.  
Very confident.  
Needs more sound and must be louder.

#### Fadilah

2 stars  
1. The instruments sounds very fascinating.  
2. They used words and sounds described their title.  
1 wish  
1. They could have used some body percussions to describe their title. Very good!



## Communication Channels

- JYPS Monthly Bulletin for Parents (School Website)
- Parents Gateway (MOE App)
- Student Diary
- Parent-Teacher Meeting / Briefing
- Class DOJO
- Emails:
  - ☐ **2023 Welcome Letter issued by FTs in Week 1**
  - ☐ **School's generic email address:  
junyuan\_ps@moe.edu.sg**
- **Phone calls (General Office: 67830375)**
- SMS from school (sent to primary caregivers)

**We seek your understanding that teachers will respond to your emails and phone calls between 7.30am to 5.30pm on Mon to Fri.**



## Partnership with Parents

Partnering Parents to provide a supportive and nurturing home-school environment for the children to grow and glow.

**A Sample of an "After School Schedule in a day"**

Time	Mon
3 p.m.	Complete my homework
4 p.m.	Water break
4.15 p.m.	Revise my work
5 p.m.	Exercise
5.30 p.m.	Me Time
6.30 p.m.	Dinner
7.30 p.m.	Time with family
8.30 p.m.	Reading
9.00 p.m.	Washing up/ Bed Time





## In the event of HBL ...

Primary Site: Student Learning Spaces (SLS)

Alternative Site: Google Classroom






## Google Classroom

### P6 English Writing - Comments (Audrey)

<b>ENDING</b>	<ul style="list-style-type: none"><li>An hour later, Joseph finally arrived as he woke up very late. Charles was furious.</li></ul>
<b>Resolution</b>	<ul style="list-style-type: none"><li>Joseph apologised and treated Charles to the meal. Charles was less angry.</li></ul>
<b>Conclusion</b>	<ul style="list-style-type: none"><li>Whenever the two of them meet, Joseph would be the earliest. Even if Joseph was late, he would be 5 minutes late.</li></ul>

After students complete their writing plan, comments to students to help them to refine their plans before writing.

 **Siti Raihani Husainni**  
Sep 30, 2021

Good morning class!

In case you missed out the Zoom information for FTGP today in SLS (under announcement page), these are the details:

**ZOOM DETAILS:**  
DATE: 30 SEPTEMBER 2021  
TIME: 8.30 - 9.30AM  
MEETING ID: 443 945 8214  
PASSWORD: 5HARMONY

**Our Zoom Regulations:**

- Please be punctual
- Please be appropriately attired
- Please turn on your video (compulsory)
- Please mute your audio
- Please put on an earpiece/headphone

As informed, there is NO need for early check-in at 8am today as I will be meeting you for FTGP at 8.30am ok!

See you & Thank you! 😊

- Mdm Hani

### P4 Writing

Muhammad amal Muhammad khairul (Junyuanpi) - A Nasty Accident Draft 2

Name: Amal  
Class: 4 Care  
Date started: 10 July 2021  
Date ended:

**A Nasty Accident**

It was a fine Sunday evening, Jane and her dog, Candy, were taking a walk through the park near Jane's house. They were having a great time as it was peaceful and windy but they came across a group of boys playing football. Mike, one of the boys, kicked the ball. It was so close to going in but it hit the post and went out of play.

Mike went to get the ball on the road thinking there were no cars, but there was one car that was speeding and accidentally hit Mike. The driver tried to stop but it was too late. Mike was screaming and crying in pain. He was bleeding from head to toe. Jane was shocked and was panicking. She quickly called the ambulance and another onlooker called the police.

**Comments:**

- An Chiu Angel Tso: Change to a full stop
- An Chiu Angel Tso: Change to "into the goalpost"



## P5 Sci

Rozana Abdul Razak  
23 Jul  
Photos from today's lesson!

1) air bubbles on the leaf surface  
Questions:  
- Why are there more air bubbles observed on the underside than the upper?  
- Why do we use hot water?

2) fish gills  
You can see the multiple layers of the gill filaments.  
- Why do they appear red?



IMG\_3227.jpeg  
Image



IMG\_3228.jpeg  
Image



IMG\_3229.jpeg  
Image



IMG\_3230.jpeg  
Image

- Use it to upload photos from lab sessions, group work so students can review OTOT

## Hidden Light



Hidden Light 3 - Group activity

Due 25 Jun

Posted 25 Jun

Dear students,

2

Handed in

21

Assigned

please refer to the slides here for the group activity.



(Activity) Gp 1 The Hidd...  
Google Slides



(Activity) Gp 2 The Hidd...  
Google Slides



(Activity) Gp 3 The Hidd...  
Google Slides



(Activity) Gp 4 The Hidd...  
Google Slides

SYABASI!	PERBAIKI
<input checked="" type="checkbox"/> perenggan	<input type="checkbox"/> perenggan
<input type="checkbox"/> isi cerita	<input checked="" type="checkbox"/> isi cerita
<input checked="" type="checkbox"/> ejaan	<input type="checkbox"/> ejaan
<input type="checkbox"/> tanda baca	<input checked="" type="checkbox"/> tanda baca
<input checked="" type="checkbox"/> kosa kata	<input type="checkbox"/> kosa kata
<input type="checkbox"/> tatabahasa	<input checked="" type="checkbox"/> tatabahasa

Jalan cerita boleh  
dikembangkan lagi, ya,  
terutama untuk gambar  
3. Dapatkan idea daripada  
dokumen 'Menjana Kosa Kata'  
yang telah dibincangkan.

Return marked compo (online marking using ipad) with remarks and inserting image of rubrics.

## Create topics

### 四年级笔记



第15课笔记

Posted 11 Oct, 14:56



第14课笔记

Posted 14 Sep, 13:27 4



第13课笔记

Posted 23 Aug, 16:24



第12课笔记

Posted 2 Aug, 16:29 2



第11课笔记

Posted 22 Jul, 14:05 4



第10课笔记

Posted 9 Jul, 17:40 1





# Thank You