



P2 MTL

Curriculum Briefing

2023



P2 Level Key Department Programmes



Key MTL Programmes at P2

Applied Learning Programme (Confident Communicators)

Focus: Oracy Skills

Speech & Drama (ML & TL)

Dramatization in Reading & Speaking using Moo-O App (CL)



Features of the P2 MTL ALP Programme

- Equip students with skills such as voice projection, tone characterization and dramatization to narrate a short story / rhyme / verses

Objectives of the P2 MTL ALP Programme

- Find joy in learning MTL
- Build confidence to use MTL to express oneself
- Build curiosity and nurture imagination



P2 MTL Cultural Programme

- Students participates in cultural programme such as learning about cultural art forms – Chinese Brush Painting, Songket & Batik Appreciation
- The programme provide opportunities for students to learn and appreciate their culture



Engaging students in the learning of MTL



Use of ICT tools & platforms for learning

Student-centric Learning Activities

Formative Assessment Strategies



P2 Level MTL Learning Resources



MOE Learning Platforms

School Learning Space (SLS)

<https://vle.learning.moe.edu.sg/login>

SINGAPORE
STUDENT
LEARNING SPACE
LEARN ANYTIME, ANYWHERE, AT ANY PACE

Username

Password

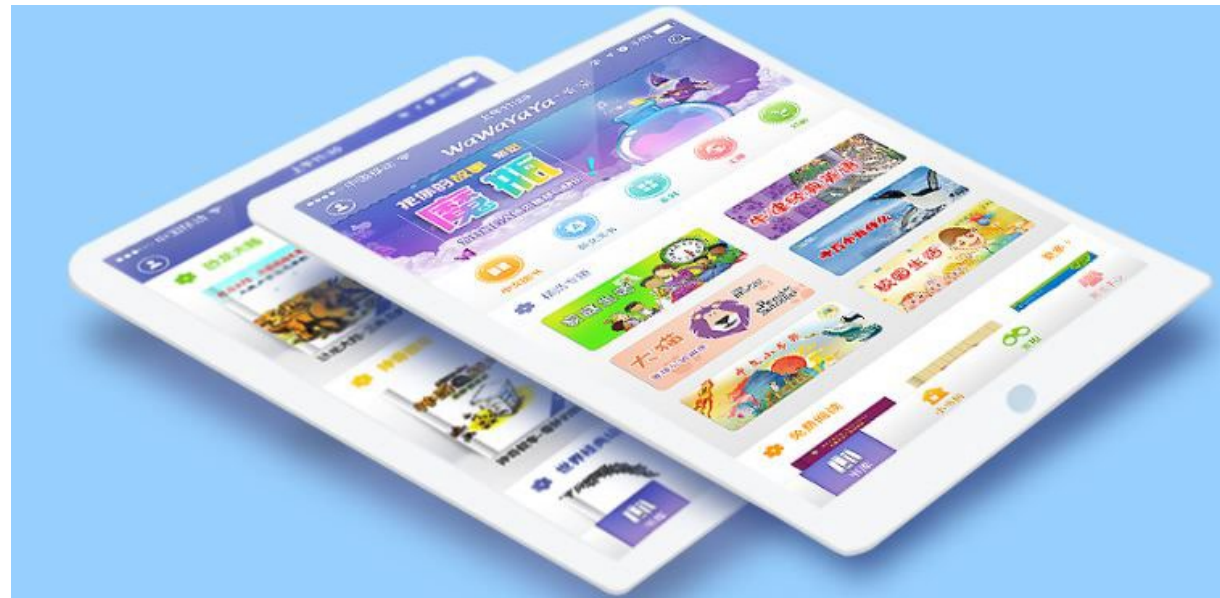
[FORGOT PASSWORD](#) [LOGIN](#)

Technical Support Login Troubleshooting Terms of Use Privacy Statement
Copyright © 2019 Ministry of Education, Singapore. All rights reserved.

Official (Open) / Non-sensitive



Learning Resources at P2



*Parents can download the app into your phones or home devices, and log in using your child's ID and password which will be given in Term 1.

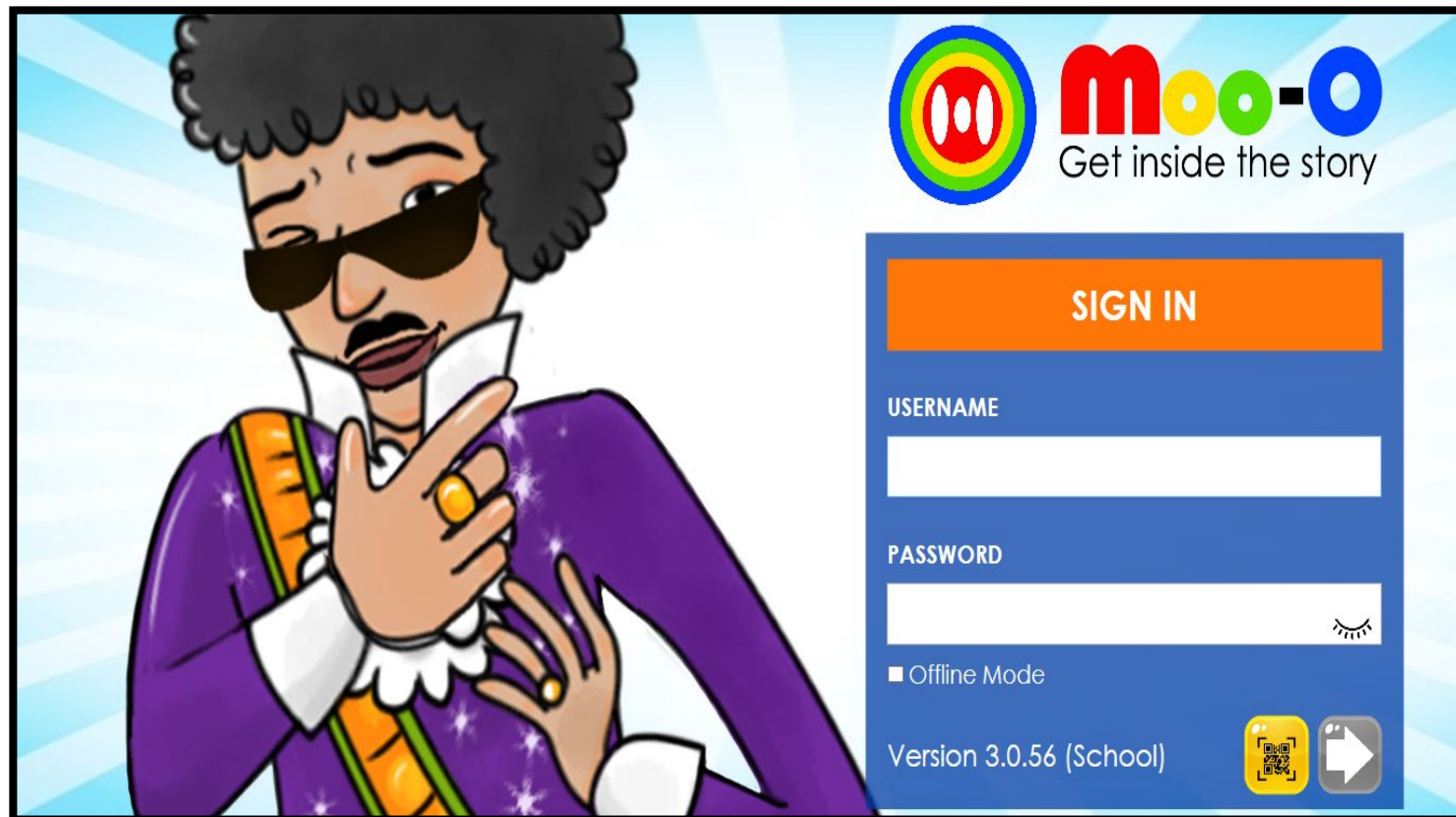
CL Digital Book Library App (Wawa Yaya Joy Reader Pro App*)

Official (Open) / Non-sensitive



Learning Resources at P2


CL Story Telling App - Moo-O Plus



Official (Open) / Non-sensitive



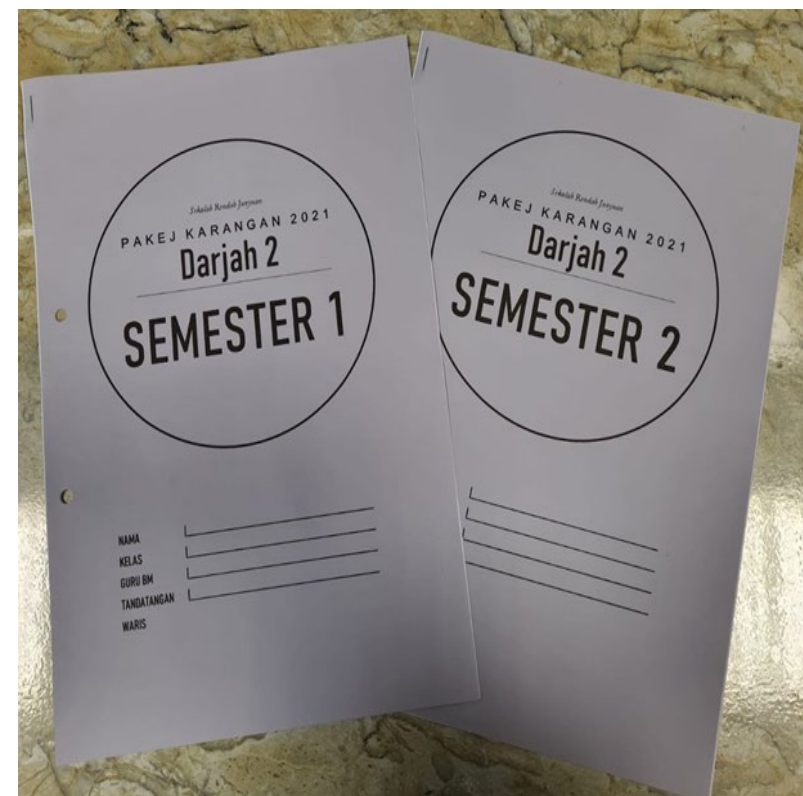

Learning Resources at P2



Official (Open) / Non-sensitive



Learning Resources at P2



Official (Open) / Non-sensitive



Learning Resources at P2

Tamil Language e-Portal (Pazhahu Tamil)



Official (Open) / Non-sensitive



P2 MTL

Key Strategies



Speaking (Oracy) Skills		
CL Department	ML Department	TL Department
<ul style="list-style-type: none">• Show and Tell• SLS audio recording	<ul style="list-style-type: none">• Show and Tell• SLS audio recording	<ul style="list-style-type: none">• Daily 1-minute of sharing• SLS audio recording



Reading & Comprehension Skills		
CL Department	ML Department	TL Department
<ul style="list-style-type: none">• Subscription of Joy Reader Pro Digital Books• Bulk borrowing / Class library• Subscription of Moo-O (e-books)	<ul style="list-style-type: none">• Structured reading period• Bulk borrowing / Class library• School Library Activities	<ul style="list-style-type: none">• Bulk Borrowing of Library Books• School Library Activities



P2 MTL Learning Outcomes



Learning Outcomes (LOs)

- To reflect students' learning progress in the Holistic Development Profile (HDP)
- From 2019, schools use subject specific LOs and qualitative descriptors to report P1 and P2 students' learning progress for all subjects
- Progression descriptors are given for each learning outcome identified for the semester

Progression Descriptors			
4	3	2	1
Beginning	Developing	Competent	Exceeding



Learning Outcomes for P2 MTL

Skills	Learning Outcomes
Listening	Listen attentively to short, simple spoken content related to daily life, identify the main idea and some details.
Speaking and spoken interaction	Speak with correct pronunciation using vocabulary and sentence structures from Primary 2 texts.
	Participate in short conversations related to daily life with some guidance
Reading	Recognize characters taught in Primary 2.
	Read aloud Primary 2 texts with accuracy and fluency.
	Understand Primary 2 texts and are able to identify some details with guidance.
Writing	Write short sentence(s) about daily life with some guidance.



Tips for Parents in supporting your child's learning of MTL

Practice Every Day – Be their Motivator

- Spend 15 to 20 minutes a day to read or speak in your Mother Tongue Language

Create Opportunities to Learn – Be their Facilitator

- Turn on local TV News Channel and let your child listen to the news in your Mother Tongue Language
- Listen to radio / songs in your Mother Tongue Language
- Use SLS platform / digital books subscriptions for self-study and reading

Use it with joy – Be their Role Model

- Communicate with your child in your Mother Tongue Language



Parents Guide Book

2015 Primary School Chinese Language Curriculum

欢乐伙伴

Parents' Guide



What is the learning content of "Oracy Theatre"?
Is my child required to recognise the Chinese characters in "Oracy Theatre"?

- 1 Oracy is the foundation of literacy skills. It is hence important for students to first acquire oracy skills, by interacting with their peers in meaningful settings.
- 2 The thematic picture in "Oracy Theatre" in every lesson provides a setting whereby children learn related vocabulary and sentence structures.
- 3 Children will then need to know how to use the vocabulary and sentence structures that they have learnt in everyday life. For this purpose, an interactive activity has been designed in every lesson to help children reinforce their spoken interaction skill. An oratorical activity is also designed to help children acquire presentation skill.
- 4 With the focus in "Oracy Theatre" on the acquisition of oracy skills, children are not required to recognise the Chinese characters in this section. To facilitate children's learning of oracy skills with the aid of Hanyu Pinyin, the Hanyu Pinyin in this section is placed conspicuously above the Chinese characters in a larger font size. The Chinese characters in this section are also presented in a lighter colour than that in the "Literacy Playground".

How can I help my child in his listening and speaking skills?

Expose your child to listening and speaking Mandarin as early as possible. This will help to facilitate the acquisition of listening and speaking skills, which will in turn ease his transition to reading and writing later.

Make good use of the textbook



Use the thematic picture in every lesson to revise the oral vocabulary and sentence structures that your child has learnt in school.



Sing or recite the songs and rhymes with your child or simply be your child's audience.



Support your child and affirm his efforts when he tries to engage you in the "Real-Life Application" activities.



Parents Guide Book

2015 Malay Language Curriculum (Primary) **Enjoying Moments with Your Child through Malay Language** Parents' Guide Book



What is the textbook design?

The textbook design is as follow:

- Introduction of unit
 - introduce the contents to be taught in that unit;
 - related to students' experience; and
 - encourage pupils to speak.

Please refer to Figure 4 for example on the introduction in each unit.

Figure 4: Example of introduction in each unit



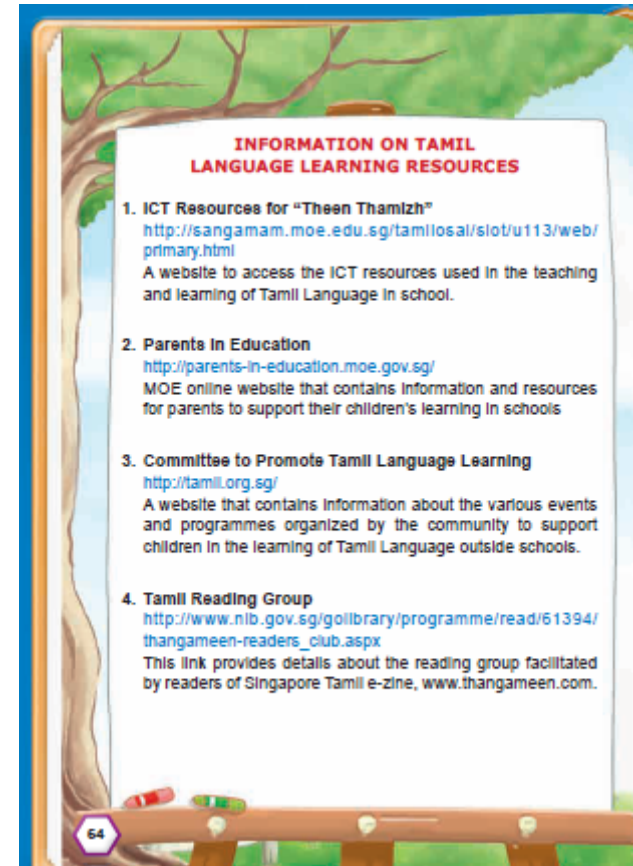
How can parents help to enhance their child's listening and speaking skills?

Expose your child as early as possible to Malay language. This will facilitate the language acquisition especially in terms of the listening and speaking skill. Early exposure to these skills will also help your child to master the reading and writing competencies in Malay language.





Parents Guide Book





Parents Portal



Home > Parents Portal > Parents' Guide Book for Primary School Mother Tongue Curriculum

Parents' Guide Book for Primary School Mother Tongue Curriculum

Announcements

JYPS Bulletin

Parents' Guide to HBL/Online Learning

Methodist Welfare Services - Family Support Programme

Cyber Wellness

Sexuality Education Programme

Student Learning Space (SLS)

Modern Parent Series

Relating To Your Child

PSG

Health Promotion Board (HPB) Resources

Dear Parents,

Please click on the links below to download the Parents' Guides for Primary School Mother Tongue Curriculum. We hope you will find these guides useful as you support and guide your child in his/her learning of the Mother Tongue Language.

Chinese Language

- [Parents' Guide for Primary School Chinese Language Curriculum \(English Version\)](#)
- [Parents' Guide for Primary School Chinese Language Curriculum \(Chinese Version\)](#)

Malay Language

- [Parents' Guide for Primary School Malay Language Curriculum \(English Version\)](#)
- [Parents' Guide for Primary School Malay Language Curriculum \(Malay Version\)](#)

Tamil Language

- [Parents' Guide for Primary School Tamil Language Curriculum \(English Version\)](#)
- [Parents' Guide for Primary School Tamil Language Curriculum \(Tamil Version\)](#)



Thank you

