



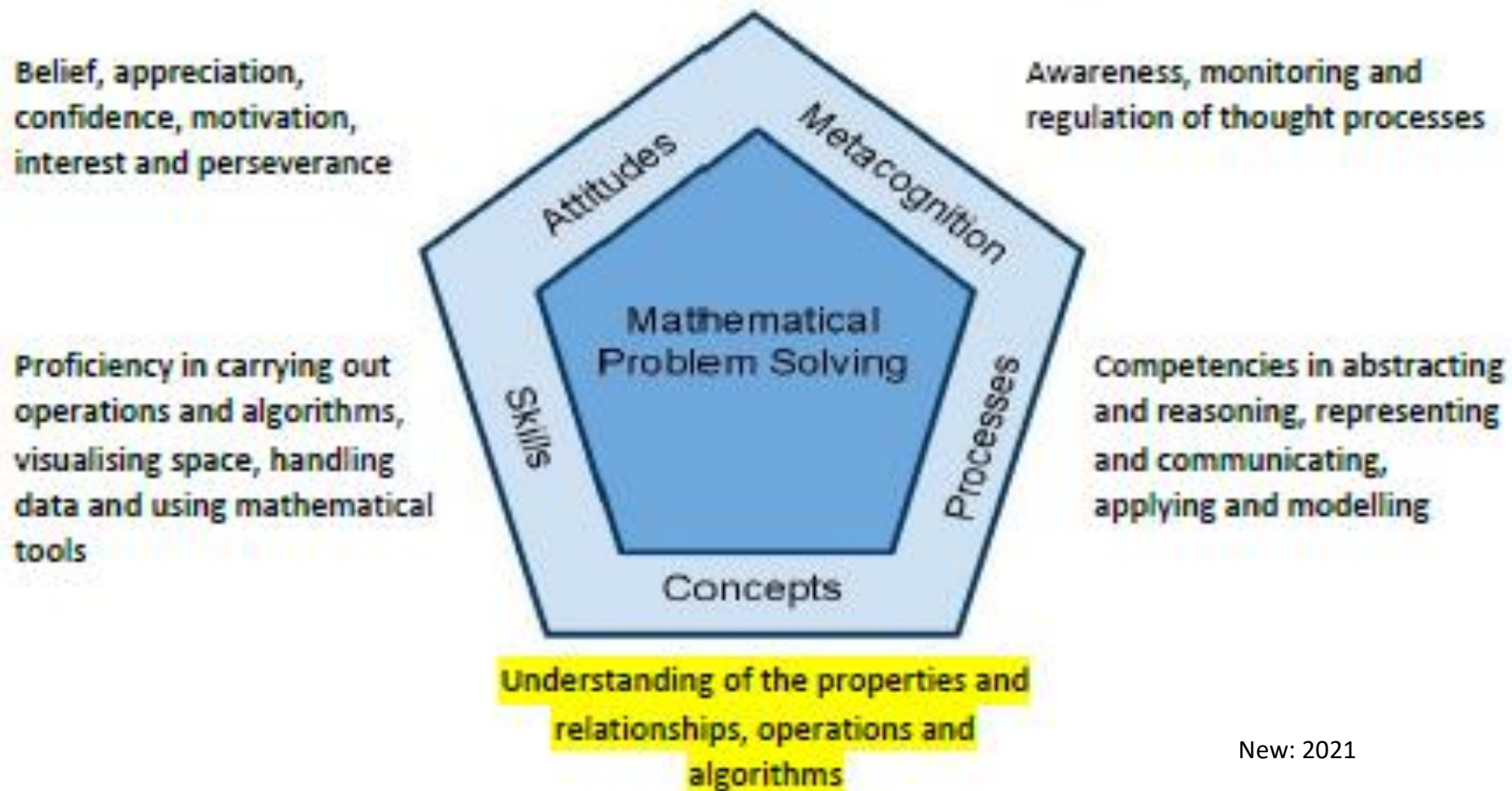
Mathematics

Primary 2



SINGAPORE MATHEMATICAL FRAMEWORK

Mathematics Curriculum Framework



New: 2021




Key Department Strategies & Approaches

- Sustained Support for Maths (SSM)
- CPA Approach
- Factual Fluency
- Maths Handbook and exercise book
- Homelink Programme






Sustained Support for Maths (SSM) Activity - based lessons










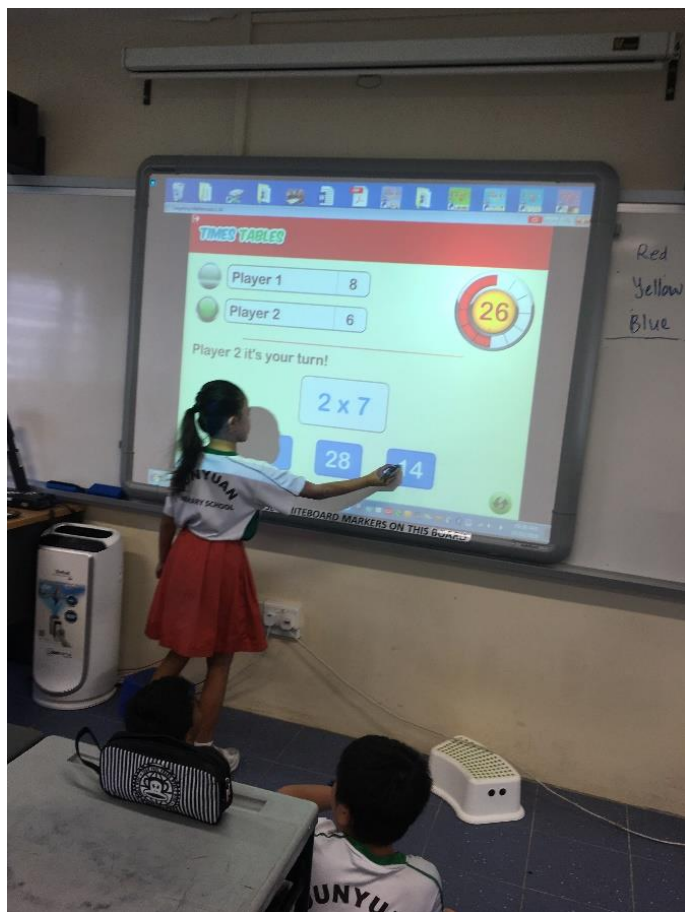








Sustained Support for Maths (SSM) Activity - based lessons Use of the Interactive Projector and White Board





Sustained Support for Maths (SSM) Activity - based lessons Use of the Interactive Projector and White Board





ICT Activity - based lessons



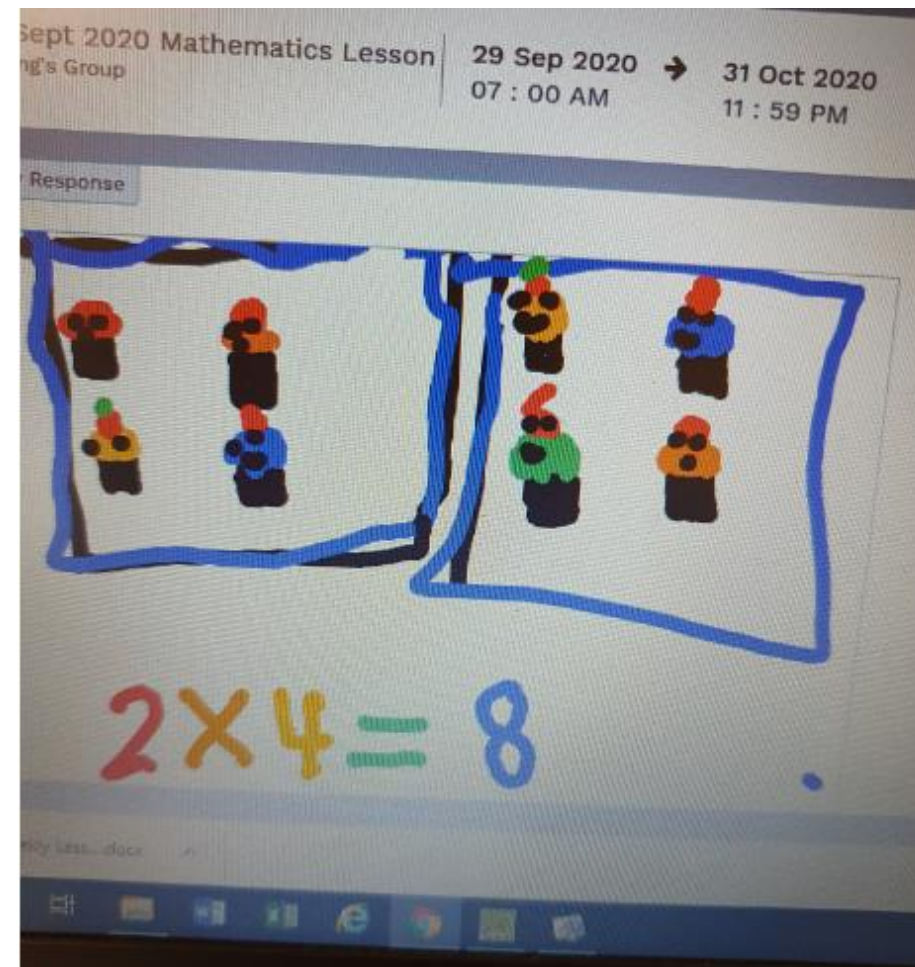


ICT Activity - based lessons



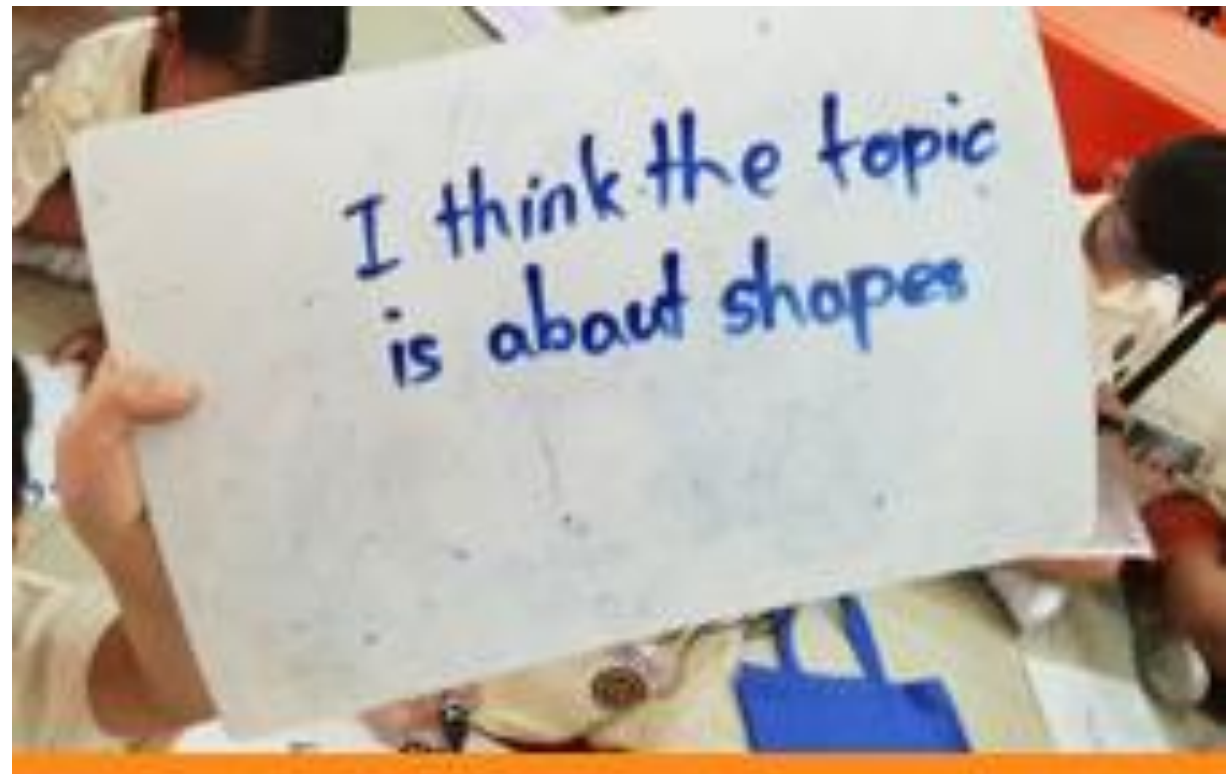
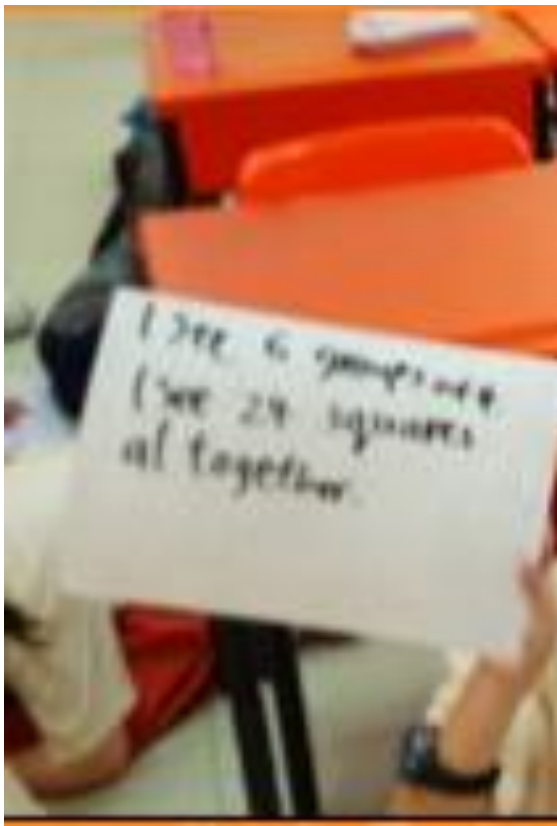


ICT Activity - based lessons





Use of mini white boards for Formative Assessment





Teaching and Learning using C-P-A approach

Concrete

Pictorial


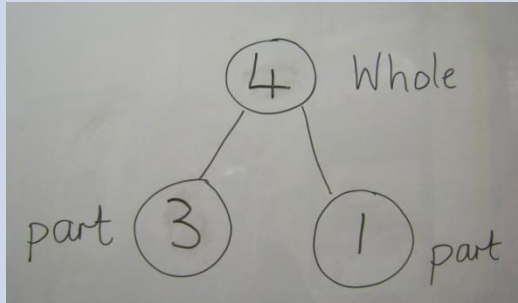
Abstract



- The Concrete, Pictorial, Abstract (CPA) approach is highly effective in Maths teaching.
- It develops a deep and sustainable understanding of Maths in learners.
- **CPA** is an essential technique within the Singapore method of teaching maths for mastery.




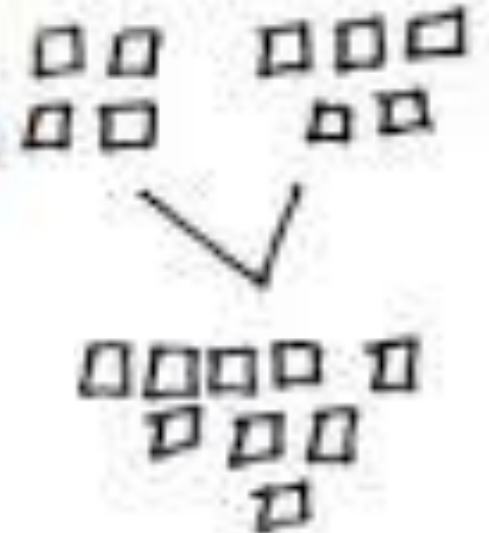
Example 1

Concrete	Pictorial	Abstract
		$3 + 1 = 4$

Concrete and pictorial representations
support students' understanding of
abstract concepts



Example 2

concrete	Representational	Abstract
		$4 + 5 = 9$



Factual Fluency





Maths Handbook

Junyuan Primary School
Mathematics Handbook
Primary 2
(Term 1)

3 5 54
10 7 26 18

Name: _____
Class: P2 _____



Maths

Exercise book



Maths Homelink Programme





Homelink activity on multiplication and division

TOPIC: Multiplication Tables 2,3,4,5 and 10

This pack contains the following:

1. Multiplication Tables cards
2. Instructions for the games



Activity	Objective	Materials	Instructions	Pictures
1	<ul style="list-style-type: none">• To remember the Multiplication Tables well	Multiplication Tables cards	<p>Number of players: 2</p> <ol style="list-style-type: none">1. Player 1 shows the Multiplication Tables card to Player 2.2. Player 2 to give his/her answer for the Multiplication or Division equation shown.3. If the answer is correct, put the card faced down.4. For wrong answer, faced up5. At the end of the session, count the numbers of cards faced down (the coloured side of the card). Record the total number of the cards.6. Take note of the equations faced up and learn the Multiplication tables again.7. Repeat the process for Player 2.	 



Homelink activity on fraction

TOPIC: FRACTIONS

This pack contains the following:

1. Fraction discs (12 sets)
2. GAME Template (2 pieces)
3. Game instruction sheet

Activity	Objective	Materials	Instructions	Pictures
1	<ul style="list-style-type: none">To match the fraction to its correct fraction discs shown.	<ul style="list-style-type: none">12 sets of fraction discsGAME 1 and 2 template	<p>Number of players: 2</p> <ol style="list-style-type: none">1. Parent/sibling to put a counter on the first fraction rectangle of the GAME 1 and 2 template.2. Student to say the fraction in the rectangle shown and show the same fraction using fraction discs.3. If correct answer shown, parent/sibling will move the counter to the next rectangle with another fraction.4. If the answer is wrong, parent/sibling will get the student to try again. Provide hints if necessary.	



Primary 2

Holistic Assessment



Holistic Assessment

SSM activities

Daily work

Performance Tasks

Practice book exercises

Timed Tasks

SLS lessons

Daily Observations



Learning Outcomes

Mathematics



Learning Outcomes

LO1

**Understand
numbers up to
thousand**

LO2

**Solve
Mathematical
problems
involving
addition and
subtraction**

LO3

**Multiply and
divide numbers
within
multiplication
tables
(Tables of
1,2,3,4,5 and
10)**

LO4

**Compare and
order objects
by length, mass
or volume**



Learning Outcomes

LO5

**Understand
fractions**

LO6

**Identify, name,
describe and
sort shapes and
objects**

LO7

**Read and
interpret
picture graphs
with scales**

LO8

**Tell time to the
minute**



Ways to supporting your child in the learning of Mathematics

- Provide activities at home that enrich and relate mathematics to daily life.
 - Multiplying and dividing objects
 - Telling time (digital and analog clocks)
 - Making sense of money (using notes and coins)



Ways to supporting your child in the learning of Mathematics

- Complete Homelink tasks together
- Encourage child to ask questions
- Refer to textbooks / Mathematics Handbook



Maths Alive!

Workshop for parents (via Zoom)

14 April 2023
2.30 p.m.



Thank
You!